



VENT-FREE FIREPLACES

Boulevard Linear VFLL72FP

Spec Sheet

ACTUAL DIMENSIONS

76 3/4" W x 22 1/4" H x 11 3/4" D

INCLUDES

- LED Lighting
- Thermostat Variable Remote Control
- In-Wall Lighting control module and battery back-up module with stainless switch cover

REQUIRES

- Decorative Crushed Glass

TECHNICAL INFORMATION

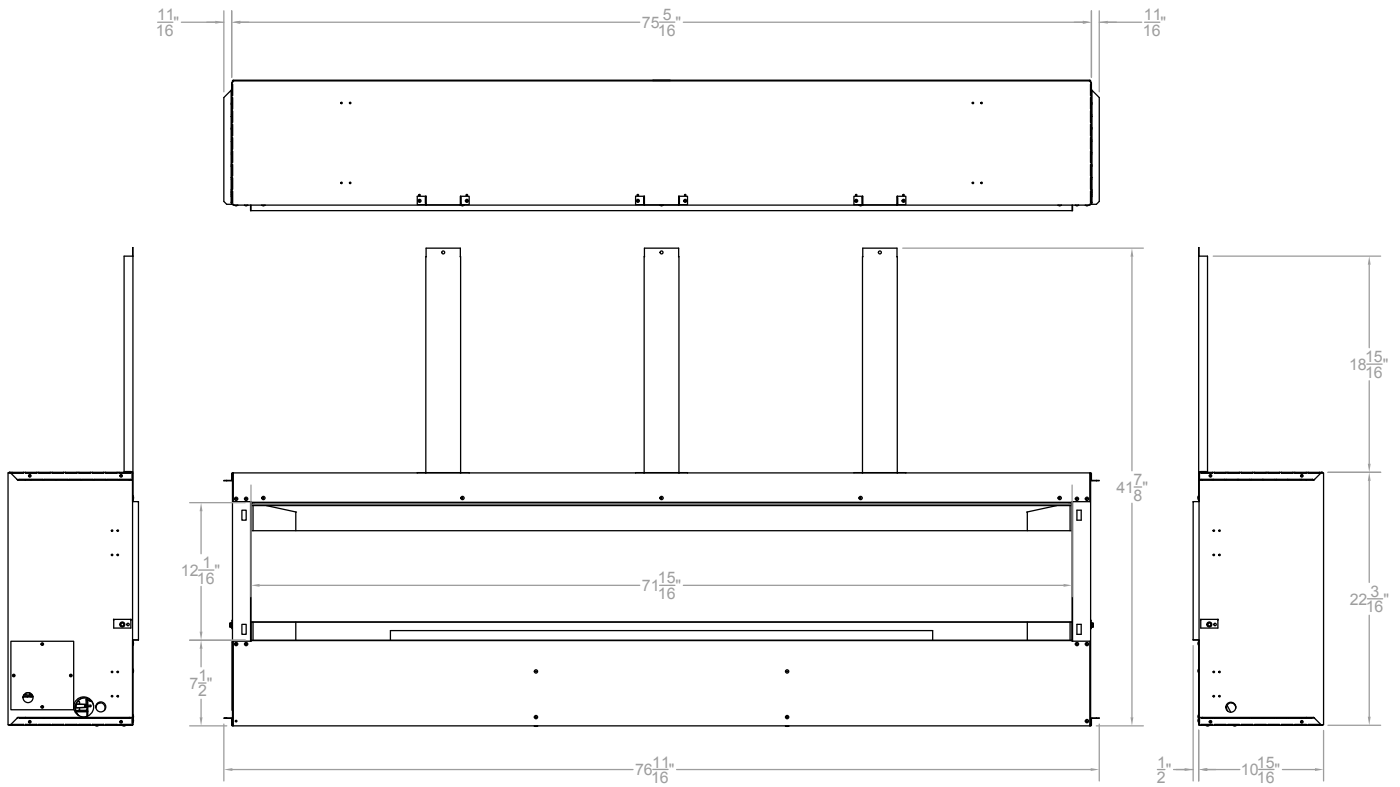
- Maximum heat output:
38,500 BTU (LP)
40,000 (Nat)
- Weight: 272 lbs.
- Type of Gas: LP or Natural
- Iron Pipe Size: 1/2-inch
- Ignition Systems: Intermittent Pilot

FIELD INSTALLED ACCESSORIES

- 6-piece Driftwood log set
- Liners: Black Ceramic Glass, Stainless Steel
- Decorative Media
- Decorative Fronts: Beveled Matte Black, Beveled Brushed Nickel

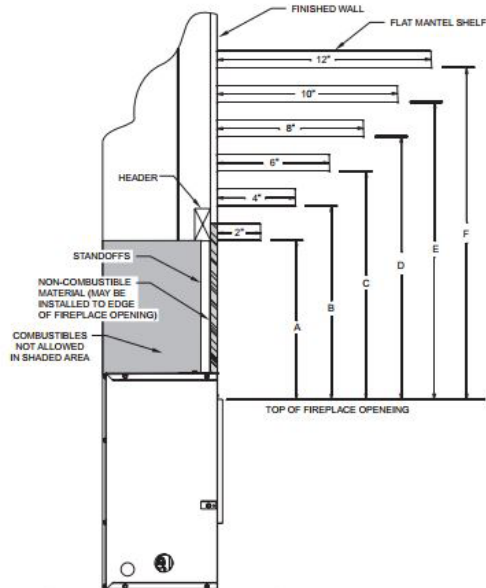


VFLL72FP



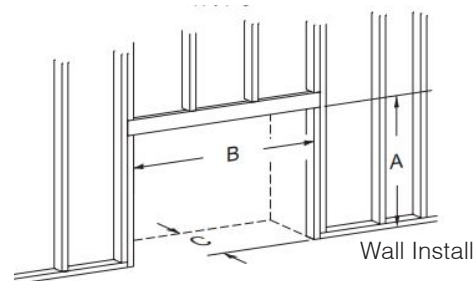
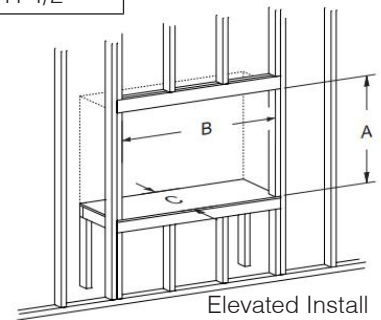
Clearance (in inches)

	A	B	C	D	E	F
VFLL72FP	26	28	30	32	34	36



Framing Dimensions (in inches)

Height (A)	41 1/4
Width (B)	77
Depth (C)	11 1/2



Empire is committed to continuous product improvement; specifications are subject to change without notice. Dimensions in this brochure are approximate; read and follow the framing dimensions in the owners manual supplied with your Empire product. Flame size, shape, and color will vary from photos. Our mantels feature natural veneers and hand-rubbed finishes – wood grain and color will vary. Adjust light levels and use "natural light" incandescent bulbs to enhance the dramatic look for your wooden mantel.

Member of the following industry associations:



This appliance is design-certified to the ANSI standard by:



SINCE 1932

Empire Comfort Systems Inc.
918 Freeburg Ave.
Belleville, IL 62220-2623
info@empirecomfort.com
01/18

The Empire Comfort Systems and White Mountain Hearth names and logos are registered U.S. trademarks.