



VENT-FREE FIREBOX

Breckenridge Select VFS42FB

Spec Sheet



ACTUAL DIMENSIONS

43 1/4" W x 38 1/16" H x 23 3/16" D

INCLUDES

- Junction Box
- Standard Hood

REQUIRES

- Burner
- Log Set
- Extended Hoods for installation where the firebox surround materials are thicker than 1-inch
- Mantel requires 3-piece Outer Frame Kit

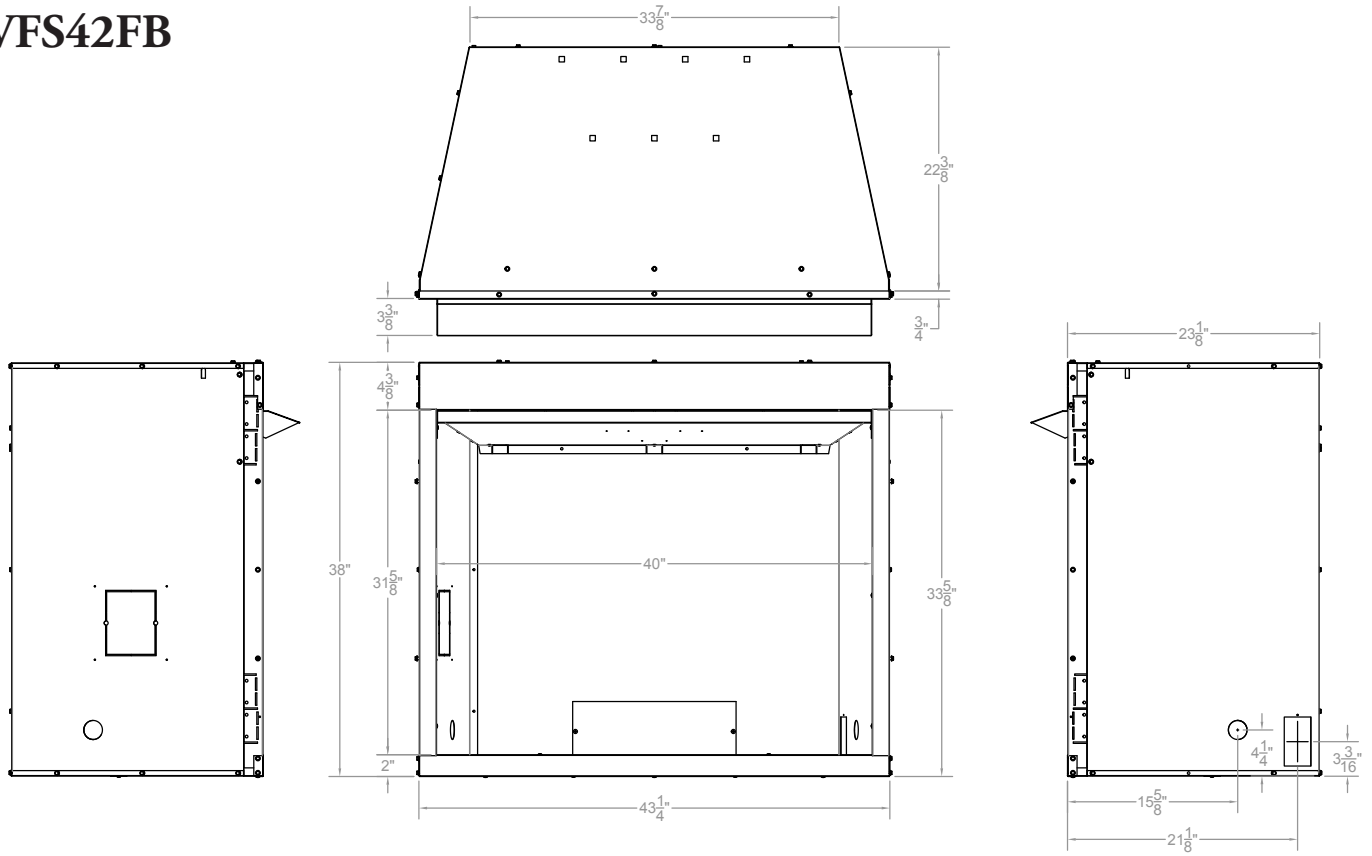
TECHNICAL INFORMATION

- Weight: 100 lbs.
- Circulating, Flush Front

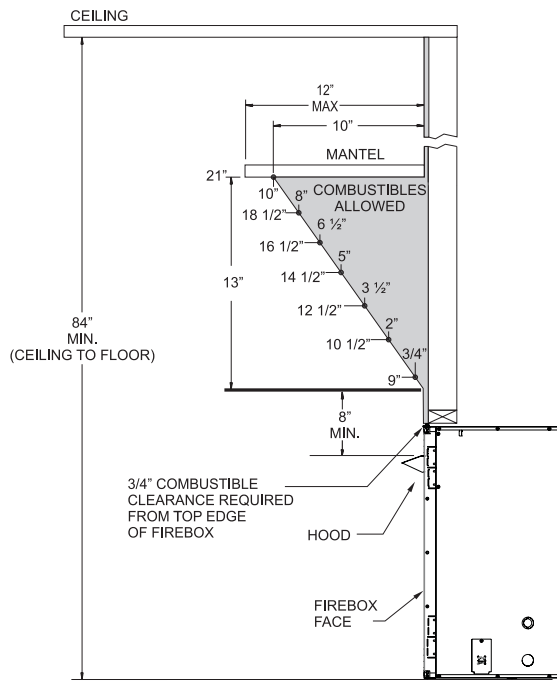
FIELD INSTALLED ACCESSORIES

- Ember Kit
- Blower
- Fresh Air Kit
- Light Kit, 120 V
- Liners: Banded Brick, Herringbone Brick, Stacked Limestone
- Decorative Hood: Hammered Pewter, Matte Black, Stainless Steel,
- Decorative Arch Door Set: Mission Arch or regular Arch in Hammered Pewter or Matte Black
- Outer Steel Frame: Hammered Pewter or Matte Black

VFS42FB

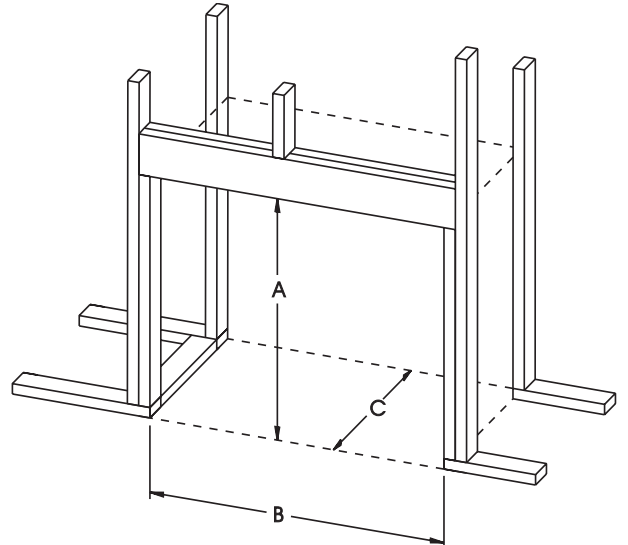


Clearance to Combustibles



Minimum Fireplace Opening Dimensions (in inches)

Height (A)	38 7/8
Width (B)	44 3/8
Depth (C)	23 3/8



Empire is committed to continuous product improvement; specifications are subject to change without notice. Dimensions in this brochure are approximate; read and follow the framing dimensions in the owners manual supplied with your Empire product. Flame size, shape, and color will vary from photos. Our mantels feature natural veneers and hand-rubbed finishes – wood grain and color will vary. Adjust light levels and use "natural light" incandescent bulbs to enhance the dramatic look for your wooden mantel.

Member of the following industry associations:



This appliance is design-certified to the ANSI standard by:



SINCE 1932

Empire Comfort Systems Inc.
918 Freeburg Ave.
Belleville, IL 62220-2623
info@empirecomfort.com

11/17

The Empire Comfort Systems and White Mountain Hearth names and logos are registered U.S. trademarks.