


High/Low Seat Height Adjustment Instructions:



! IMPORTANT!

The Sargent Seat default configuration is set in the LOW position for both the regular (617) and low (627) seats. To use the seat in the HIGH position, it is necessary to swap the locations of the four rubber bumpers as indicated below:

HIGH Position



LOW Position



The bumpers do not require a tool; they twist on and off by hand.