



A clean new look and updated features make the Merit Plus Series the industry leader in design and performance.

LENNOX
HEARTH PRODUCTS

MERIT® Plus
SERIES



MPD35 shown.

■ With a newly styled clean-face appearance, the focus is on the fire. With the best in class flame and a new premium charred split oak log set, the Merit Plus™ direct-vent gas fireplace (MPD) makes a beautiful statement. To fit the mood of the occasion, you have complete comfort and flame control with high and low settings. New controls offer energy saving pilotless ignition with standard battery backup so you can count on your fireplace to provide heat even during a power outage. Merit Plus is also a leader in heating efficiency. With optional accessories like remote controls, Style View™ doors, and a brick liner kit you can customize the MPD to meet your needs.

Beautiful flame, outstanding styling, leading performance all combine to make the Merit Plus Series a value leader. ■



a.



b.



c.

STANDARD FEATURES

Clean-face design

Charred split oak-style gas log set

Deluxe pan burner for brilliant yellow flames and glowing embers

Black painted firebox interior

Scratch resistant, easy-to-clean powder-coat finish

Combination top/rear direct-vent outlets (except 33 models, which have either top or rear outlet)

Standing pilot (Millivolt) or pilotless electronic ignition with battery backup

High/Low flame operation

Pre-wired for wall switch

OPTIONAL ACCESSORIES

Louver Kit offered in Black finish

Buff ceramic liner kit with traditional brick pattern

Style View™ doors offered in Satin Pewter and Black (35" 40" and 45" models only)

Choice of three wireless remotes:

- Economy – On/Off wireless remote
- Model RCL – On/Off wireless remote with LCD screen
- Model RCL-STAT – On/Off wireless remote with LCD screen plus thermostatic control, timer and clock

OPTIONAL STYLE VIEW™ DOOR DESIGNS



Arch pane design in Satin Pewter



Square pane design in Satin Pewter



Arch design in Black



Square pane design in Black

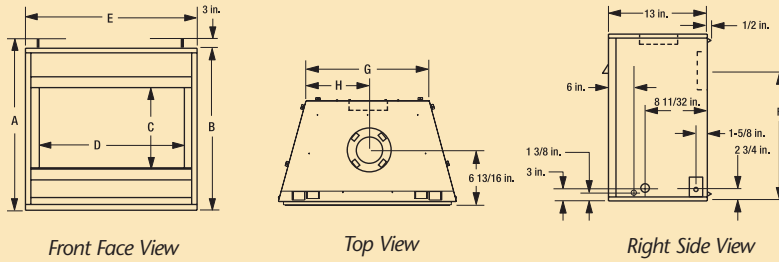
Note: Style View™ doors are not available for 33" units.

DIMENSIONS

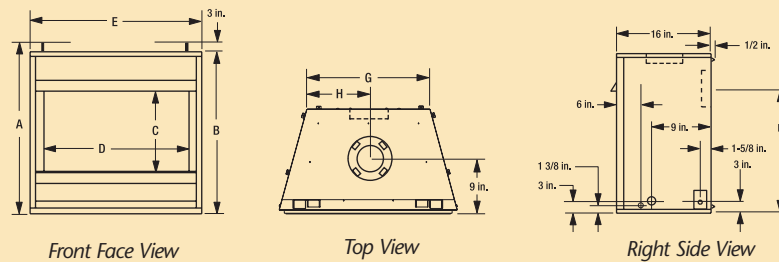
SPECIFICATIONS

MODEL	A	B	C	D	E	F	G	H	FRAMING		
									WIDTH	HEIGHT	DEPTH
MPD33	33-1/8"	30-1/8"	17"	27-1/2"	33-1/8"	19-5/8"	21-1/2"	10-3/4"	33-1/4"	33-1/4"	13"
MPD35	35-1/8"	32-1/8"	19"	29-1/2"	35-1/8"	21-11/16"	24-7/8"	12-7/16"	35-1/4"	35-1/4"	16"
MPD40	40-1/8"	37-1/8"	24"	34-1/2"	40-1/8"	26-11/16"	29-7/8"	14-15/16"	40-1/4"	40-1/4"	16"
MPD45	40-1/8"	37-1/8"	24"	39-1/2"	45-1/8"	26-11/16"	34-7/8"	17-7/16"	45-1/4"	40-1/4"	16"

MPD33 MODELS (THESE MODELS COME AS A TOP OR REAR VENT ONLY)



MPD 35, 40 AND 45 MODELS (THESE MODELS COME WITH A TOP AND REAR VENT)



On the cover: MPD40 shown.

EFFICIENCY %

MODEL	FUEL	BTU/HR	ENERGUIDE*	STEADY STATE AFUE**	
				STATE	AFUE**
33T	NG	17,500	45	64	62
33T	LP	17,500	49	66	64
33R	NG	17,500	53	63	61
33R	LP	17,500	55	66	64
35	NG	20,000	53	64	62
35	LP	20,000	55	62	60
40	NG	27,000	59	69	67
40	LP	27,000	60	69	67
45	NG	29,000	59	69	67
45	LP	29,000	59	69	67

*Intermittent ignition systems

**Annual Fuel Utilization Efficiency (AFUE) is the recognized U.S. rating system for the total efficiency of heating products.

PRODUCTS AND DEALERS YOU CAN COUNT ON


At Lennox, we understand how important it is for you to feel comfortable at home, so we're committed to providing you with the finest hearth products available. Choosing the right dealer for your hearth needs is every bit as important as choosing the right brand, and we think you'll agree that our dealers are a big reason why you can count on getting quality customer service when you call.

LENNOX
HEARTH PRODUCTS

© Lennox Hearth Products LLC 2012

Visit us at www.lennoxhearthproducts.com, or contact us at 1-800-655-2008.

785137M 06/12



All Merit™ Plus Series direct-vent gas fireplaces utilize either a Secure Vent™ (rigid) or Secure Flex™ (flexible) 4.5" inner/7.5" outer coaxial venting system, and include a 20-year limited warranty.

IMPORTANT NOTES:

As with any heating appliance, fireplace or stove, this appliance is extremely hot during operation. Read and understand all operating instructions before using this appliance. For further information, consult your dealer.

Local conditions, such as elevation, wind, vent configuration and choice of fuel will affect overall appearance of the fire and heating performance. Performance can also vary with home design and insulation, climate, condition and type of fuel used, appliance location, burn rate, accessories chosen, chimney installation and how the appliance is operated.

Diagrams, illustrations and photographs are not to scale—consult installation instructions. Product designs, materials, dimensions, specifications, colors and prices are subject to change or discontinuance without notice.

Tested and listed to U.S. and Canadian safety and performance standards—ANSI Z21.88 CSA 2.33 and CAN/CGA 2.17-M91.



Tested & Listed By
OTL
US
OMNI-Test Laboratories, Inc.
Report number: 116-F-13-4



100% recycled