

PEARL MANTELS®

Makers of fine furniture for your hearth and home

Celebrating 24 Years

TOGETHER ... Pearl Mantels® and You, Our Loyal Customers!

The All-New 492 Acacia Shelf features wood from the Acacia tree, which is durable, colorful, quick-growing and sustainable.

Please Note: As each piece of Acacia wood has weathered and grown differently, wood colors, cracks, and knots can vary greatly from photographs, and from one piece to the next. The random character of the wood will result in an individual and unique look for each piece.



Acacia No. 492

Available in Natural Finish or Weathered Finish.
48", 60", and 72" lengths.

**As each piece is different, appearance may vary from published information.*



LOOK FOR THE PEARL!

Each of our pieces is lovingly branded with a Pearl inlay—Our Certificate of Authenticity.

No. 492 Shown in Natural Finish

	492-48	492-60	492-72
Top Shelf Length	48"	60"	72"
Top Shelf Depth	10"	10"	10"
Overall Height	6"	6"	6"



No. 492 shown in Natural Finish 60" Length.



No. 492 shown in Weathered Finish 60" Length.



No. 492 Acacia Natural Wood Finish.



No. 492 Acacia Weathered Finish.

Wood and MDF are considered combustible materials. Heat clearances must be adhered to. Before installing, check your local building codes and the manufacturer's instructions for your specific fireplace insert or stove.

*All Pearl Mantels are manufactured individually. Measurements listed are standard, but tolerances may vary. We encourage you to measure your mantel prior to installation and for all custom-fit applications.

NEW: Shelves that Store!

These shelves offer convenient built-in storage features and new finishes anywhere in the home—wherever extra storage is needed!



Dakota with Pull-Out Side Drawers

No. 400 Pine wood. Available in #19 Sage, #26 Riviera, #50 Medium Rustic Distressed or Unfinished. All lightly distressed. 48", 60", and 72" lengths.



No. 400 shown in #19 Sage Finish 60" Length with side walnut finish drawer fronts closed.

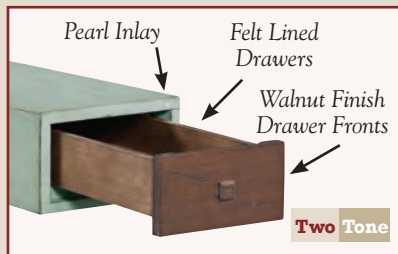


No. 400 shown in #26 Riviera Finish 60" Length with side walnut finish drawer fronts open.

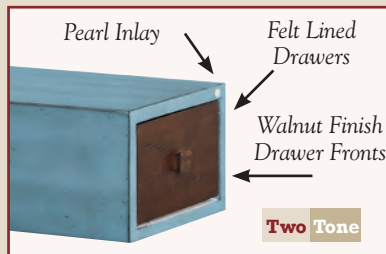


No. 400 shown in #50 Medium Distressed Finish 60" Length with matching finish side drawers open.

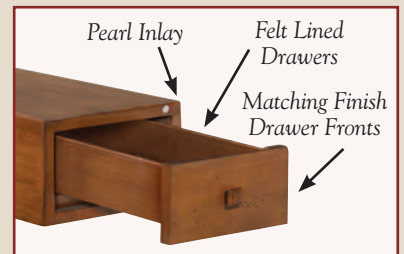
NEW
Two Tone
Finishes!
#19 Sage and Walnut
and #26 Riviera and
Walnut.



No. 400 shown in #19 Sage Finish.
Detail of open side drawer.



No. 400 shown in #26 Riviera Finish.
Detail of closed side drawer.



No. 400 shown in #50 Medium Rustic
Distressed Finish. Detail of open side drawer.

	400-48	400-60	400-72
Top Shelf Length	48"	60"	72"
Top Shelf Depth	10"	10"	10"
Bottom Base Length	48"	60"	72"
Bottom Base Depth	10"	10"	10"
Overall Height	6"	6"	6"
Interior Drawer Width	6.75"	6.75"	6.75"
Interior Drawer Height	2.5"	2.5"	2.5"
Interior Drawer Length	19.25"	23"	25"
Drawer Length from Front Facing	20.25"	24"	26"
Drawer Extension	14.5"	17.25"	18.75"



No. 400 shown in #26 Riviera Finish 60" Length with side drawers open.

Wood and MDF are considered combustible materials. Heat clearances must be adhered to. Before installing, check your local building codes and the manufacturer's instructions for your specific fireplace insert or stove.

For all surrounds and shelves: hardware is *not* included to attach the hanger board to the mounting surface.

Actual finish colors and distressing may vary from photos.

*All Pearl Mantels are manufactured individually. Measurements listed are standard, but tolerances may vary. We encourage you to measure your mantel prior to installation and for all custom-fit applications.

Celebrating 24 Years

TOGETHER ... Pearl Mantels® and You, Our Loyal Customers!

Fine furniture for your hearth and home with handy storage features! All have ample 10" shelf depth providing generous room on top for open storage and display. The 400 Dakota, 429 Jackson, 710 Austin and 720 Park West shelves have two felt lined drawers for hidden storage. The 430 Thomas offers a drop down front with generous felt lined interior storage, and includes two side interior secret compartments, one on each end. The 415 Abingdon boasts a center drawer for hidden treasures. Place under your TV and hide your remotes, use in the kitchen for cookbooks or plates, bathroom for towels and toiletries, the office, the bedroom, a workshop, a fireplace mantel; unlimited uses.



Thomas with Drop-Down Front

No. 430 Pine wood. Available Unfinished or in #15 Taos Finish. 48", 60", and 72" lengths.



No. 430 shown in #15 Taos Finish 60" Length with front closed.
Can be hung with or without corbels.



No. 430 shown in #15 Taos Finish 60" Length with drop-down front.

LOOK FOR THE PEARL!

Each of our pieces is lovingly branded with a Pearl inlay—Our Certificate of Authenticity

No. 430 Shown in #15 Taos Finish

	430-48	430-60	430-72
Top Shelf Length	48"	60"	72"
Top Shelf Depth	10"	10"	10"
Bottom Base Length	37.5"	49.5"	61.5"
Bottom Base Depth	8"	8"	8"
Distance Between Corbels	36.5"	48.5"	60.5"
Corbel Width	3.75"	3.75"	3.75"
Overall Height with Corbels	15.25"	15.25"	15.25"
Overall Height without Corbels	11.25"	11.25"	11.25"
Interior Opening Width	36"	48"	60"
Interior Opening Height	9.5"	9.5"	9.5"
Interior Opening Depth	5.75"	5.75"	5.75"
Secret Compartment Width	4.5"	4.5"	4.5"
Secret Compartment Height	7"	7"	7"
Secret Compartment Depth	2.25"	2.25"	2.25"
Drawer Length from Front Facing	20.25"	24"	26"
Drawer Extension	14.5"	17.25"	18.75"



No. 430 shown in #15 Taos Finish 60" Length with drop-down front closed.

Wood and MDF are considered combustible materials. Heat clearances must be adhered to. Before installing, check your local building codes and the manufacturer's instructions for your specific fireplace insert or stove.

For all surrounds and shelves: hardware is *not* included to attach the hanger board to the mounting surface.

Actual finish colors and distressing may vary from photos.

*All Pearl Mantels are manufactured individually. Measurements listed are standard, but tolerances may vary. We encourage you to measure your mantel prior to installation and for all custom-fit applications.

Visit our website for more photos, 3D product animations, and information on our products and fine furniture quality finishes—www.pearlmantels.com

© 1995-2018 Pearl Mantels Corporation®

NEW: Shelves that Store!



Jackson with Pull-Out Side Drawers

No. 429 Pine wood. Available Unfinished or in #21 Outer Banks Finish. 48", 60", and 72" lengths.

Felt Lined Drawers



No. 429 shown in #21 Outer Banks Finish 60" Length with side drawers open.

	429-48	429-60	429-72
Top Shelf Length	48"	60"	72"
Top Shelf Depth	10"	10"	10"
Bottom Base Length	48"	60"	72"
Bottom Base Depth	10"	10"	10"
Overall Height	9"	9"	9"
Interior Drawer Width	5.5"	5.5"	5.5"
Interior Drawer Height	4"	4"	4"
Interior Drawer Length	19.25"	23"	25"
Drawer Length from Front Facing	20.25"	24"	26"
Drawer Extension	14.5"	17.25"	18.75"



No. 429 shown in #21 Outer Banks Finish 60" Length with side drawers open.



Austin Pine with Pull-Out Side Drawers

No. 710 Pine wood. Available only in #22 River Finish with Metallic Gray Top. 48", 60", and 72" lengths.

Metallic Gray Top

Two Tone Finish!


#22 River Finish with Metallic Gray Top.



No. 710 shown in #22 River Finish 60" Length with drawers open. Features a raised center panel, unique saw mark distressing and felt lined drawers.



Detail of No. 710 shown in #22 River Finish with felt lined side drawer open.



	710-60	710-72
Top Shelf Length	60"	72"
Top Shelf Depth	10"	10"
Bottom Base Length	59"	71"
Bottom Base Depth	9.5"	9.5"
Overall Height	8.5"	8.5"
Interior Drawer Width	6"	6"
Interior Drawer Height	3.5"	3.5"
Interior Drawer Length	23"	25"
Drawer Length from Front Facing	24"	26"
Drawer Extension	17.25"	18.75"

Wood and MDF are considered combustible materials. Heat clearances must be adhered to. Before installing, check your local building codes and the manufacturer's instructions for your specific fireplace insert or stove.

For all surrounds and shelves: hardware is *not* included to attach the hanger board to the mounting surface.

Actual finish colors and distressing may vary from photos.

*All Pearl Mantels are manufactured individually. Measurements listed are standard, but tolerances may vary. We encourage you to measure your mantel prior to installation and for all custom-fit applications.

Celebrating 24 Years

TOGETHER ... Pearl Mantels® and You, Our Loyal Customers!



Park West Oak with Pull-Out Side Drawers

No. 720 Oak wood. Available only in #24 Brownstone Finish with Metallic Gray Top. 48", 60", and 72" lengths.

Two Tone Finish! #24 Brownstone Finish with Metallic Gray Top.

Metallic Gray Top



No. 720 shown in #24 Brownstone Finish 60" Length with drawers open, features a light wire brushed distressed surface and felt lined drawers.



Detail of No. 720 shown in #24 Brownstone Finish with felt lined side drawer open.



No. 720 shown in #24 Brownstone Finish 60" Length with side drawers open.

	720-48	720-60	720-72
Top Shelf Length	48"	60"	72"
Top Shelf Depth	10"	10"	10"
Bottom Base Length	47"	59"	71"
Bottom Base Depth	9.5"	9.5"	9.5"
Overall Height	8.5"	8.5"	8.5"
Interior Drawer Width	5.25"	5.25"	5.25"
Interior Drawer Height	4.5"	4.5"	4.5"
Interior Drawer Length	19.25"	23"	25"
Drawer Length from Front Facing	20.25"	24"	26"
Drawer Extension	14.5"	17.25"	18.75"

Abingdon with front drawer


No. 415 Unfinished: 60" and 72" lengths. Available in #50 Medium Oak Distressed Finish: 48", 60", and 72" lengths. Install with or without corbels.



No. 415 Shown in #50 Medium Oak Distressed Finish 60" Length. Shown with corbels.



No. 415 Abingdon Shown in #50 Medium Oak Distressed Finish 60" Length.



No. 415 shown in #50 Medium Oak Distressed Finish with felt lined drawer.

	415-48	415-60	415-72
Top shelf length:	48"	60"	72"
Top shelf depth:	10"	10"	10"
Bottom base length:	45"	57"	69"
Bottom base depth:	8"	8"	8"
Distance between corbels:	27"	36"	48"
Width of each corbel:	4.5"	5"	5"
Overall height with corbels:	10"	10"	10"
Overall height without corbels:	5.25"	5.25"	5.25"
Drawer length:	26.75"	35.75"	47.75"
Drawer depth x height:	6.25" x 2.5"	6.25" x 2.5"	6.25" x 2.5"



No. 415 Shown in #50 Medium Oak Distressed Finish.

LOOK FOR THE PEARL!

Each of our pieces is lovingly branded with a Pearl inlay—Our Certificate of Authenticity.

Wood and MDF are considered combustible materials. Heat clearances must be adhered to. Before installing, check your local building codes and the manufacturer's instructions for your specific fireplace insert or stove.

For all surrounds and shelves: hardware is *not* included to attach the hanger board to the mounting surface.

Actual finish colors and distressing may vary from photos.

*All Pearl Mantels are manufactured individually. Measurements listed are standard, but tolerances may vary. We encourage you to measure your mantel prior to installation and for all custom-fit applications.

Visit our website for more photos, 3D product animations, and information on our products and fine furniture quality finishes—www.pearlmantels.com

NEW: Mantels & Finishes!

NEW!
MDF Shelf
Design!

Henry Shelf No. 610

MDF. Available in White, Black,
or Chocolate Brown Painted Finish.
48", 60", and 72" lengths.

	610-48	610-60	610-72
Top Shelf Length:	48"	60"	72"
Top Shelf Depth:	9"	9"	9"
Bottom Base Length:	43.75"	55.875"	67.75"
Bottom Base Depth:	6.875"	6.875"	6.875"
Overall Height:	8"	8"	8"



**LOOK FOR
THE PEARL!**

Each of our pieces is lovingly
branded with a Pearl inlay—
Our Certificate of Authenticity.

No. 610 MDF shown painted Black


NEW!
Chocolate
Brown Finish!



No. 610 Henry. MDF Shown painted Chocolate Brown 48" length.



No. 610 Henry. MDF Shown painted Black 60" length.



No. 610 Henry. MDF Shown painted White 72" length.



No. 610 Henry MDF shown
in White painted finish.



No. 610 Henry MDF shown
in Black painted finish.



No. 610 Henry MDF shown
in Chocolate Brown painted finish.

Wood and MDF are considered combustible materials. Heat clearances must be adhered to. Before installing, check your local building codes and the manufacturer's instructions for your specific fireplace insert or stove.

For all surrounds and shelves: hardware is not included to attach the hanger board to the mounting surface.

Actual finish colors and distressing may vary from photos.

*All Pearl Mantels are manufactured individually. Measurements listed are standard, but tolerances may vary. We encourage you to measure your mantel prior to installation and for all custom-fit applications.

Visit our website for more photos, 3D product animations, and information on our products
and fine furniture quality finishes—www.pearlmantels.com

© 1995-2018 Pearl Mantels Corporation®

Celebrating 24 Years

TOGETHER ... Pearl Mantels® and You, Our Loyal Customers!

NEW!
MDF Shelf
Design!

Sarah No. 612 Patent Pending
MDF. Available in White, Chocolate Brown,
or Linen Painted Finish. 48", 60", and 72" lengths.


	612-48	612-60	612-72
Top Shelf Length:	48"	60"	72"
Top Shelf Depth:	9"	9"	9"
Bottom Base Length:	48"	60"	72"
Bottom Base Depth:	9"	9"	9"
Overall Height:	5"	5"	5"



LOOK FOR THE PEARL!


No. 612 Shown in Chocolate Brown Painted Finish

Each of our pieces is lovingly branded with a Pearl inlay—Our Certificate of Authenticity.



No. 612 Sarah MDF shown in White painted finish 60" length.

NEW!
Chocolate Brown
Finish!



No. 612 Sarah MDF shown in Chocolate Brown painted finish 60" length.

NEW!
Linen Finish!



No. 612 Sarah MDF shown in Linen distressed finish 60" length.



No. 612 Sarah shown in White painted finish.



No. 612 Sarah shown in Chocolate Brown painted finish.



No. 612 Sarah shown in Linen distressed finish.

Wood and MDF are considered combustible materials. Heat clearances must be adhered to. Before installing, check your local building codes and the manufacturer's instructions for your specific fireplace insert or stove.

For all surrounds and shelves: hardware is not included to attach the hanger board to the mounting surface.

Actual finish colors and distressing may vary from photos.

*All Pearl Mantels are manufactured individually. Measurements listed are standard, but tolerances may vary. We encourage you to measure your mantel prior to installation and for all custom-fit applications.

Visit our website for more photos, 3D product animations, and information on our products and fine furniture quality finishes—www.pearlmantels.com

© 1995-2018 Pearl Mantels Corporation®



MDF – The perfect blend of design and price

The all-new 525 Mike MDF surround features multi-tiered, raised moldings that give this surround classic lines and timeless styling to enhance any décor.



No. 525 Mike MDF shown painted White.

NEW!
MDF
Surround

Mike No. 525
MDF White Paint.

	525-48
Projection:	1.5"
Interior Width:	48"
Interior Height:	42"
Width to outside leg at base:	60"
Depth of leg at bottom:	3"
Shelf Length:	64"
Shelf Depth:	7.87"
Overall Height:	52.36"

3 piece scribe set included.



No. 525 Mike MDF shown painted White.



**LOOK FOR
THE PEARL!**

Each of our pieces is lovingly
branded with a Pearl inlay—
Our Certificate of Authenticity.

No. 525 MDF
shown painted White

Wood and MDF are considered combustible materials. Heat clearances must be adhered to. Before installing, check your local building codes and the manufacturer's instructions for your specific fireplace insert or stove.

For all surrounds and shelves: hardware is *not* included to attach the hanger board to the mounting surface.

Actual finish colors and distressing may vary from photos.

*All Pearl Mantels are manufactured individually. Measurements listed are standard, but tolerances may vary. We encourage you to measure your mantel prior to installation and for all custom-fit applications.

Celebrating 24 Years

TOGETHER ... Pearl Mantels® and You, Our Loyal Customers!

Crestwood No. 618

MDF Available in White, Black, or Chocolate Brown Painted Finish. 48", 60", and 72" lengths.

	618-48	618-60	618-72
Top Shelf Length:	48"	60"	72"
Top Shelf Depth:	10"	10"	10"
Bottom Base Length:	39"	51"	63"
Bottom Base Depth:	5.5"	5.5"	5.5"
Overall Height:	5"	5"	5"




No. 618 Shown in Black Painted Finish

◀ **LOOK FOR THE PEARL!**

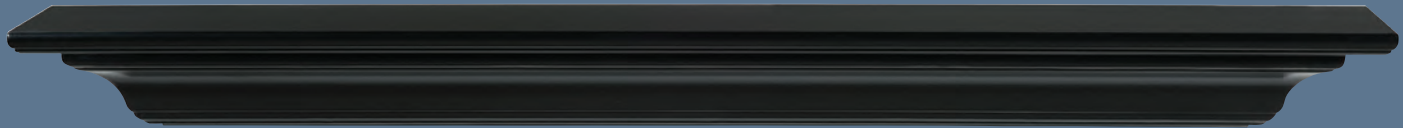
Each of our pieces is lovingly branded with a Pearl inlay—Our Certificate of Authenticity.



No. 618 Crestwood shown painted White 60" length.



No. 618 Crestwood shown painted Chocolate Brown 60" length.



No. 618 Crestwood shown painted Black 60" length.



No. 618 Crestwood shown in Chocolate Brown painted finish.



No. 618 Crestwood shown in White painted finish.



No. 618 Crestwood shown in Black painted finish.

Wood and MDF are considered combustible materials. Heat clearances must be adhered to. Before installing, check your local building codes and the manufacturer's instructions for your specific fireplace insert or stove.

For all surrounds and shelves: hardware is not included to attach the hanger board to the mounting surface.

Actual finish colors and distressing may vary from photos.

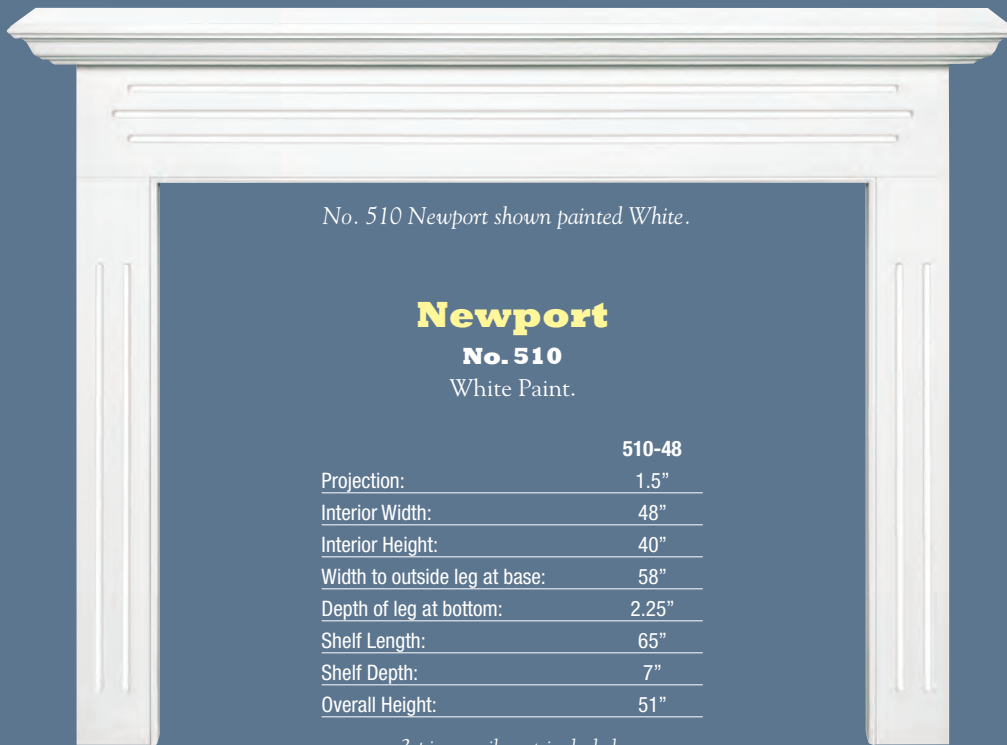
*All Pearl Mantels are manufactured individually. Measurements listed are standard, but tolerances may vary. We encourage you to measure your mantel prior to installation and for all custom-fit applications.

Visit our website for more photos, 3D product animations, and information on our products and fine furniture quality finishes—www.pearlmantels.com

© 1995-2018 Pearl Mantels Corporation®



MDF – The perfect blend of design and price



No. 510 Newport shown painted White.

Newport

No. 510

White Paint.

	510-48
Projection:	1.5"
Interior Width:	48"
Interior Height:	40"
Width to outside leg at base:	58"
Depth of leg at bottom:	2.25"
Shelf Length:	65"
Shelf Depth:	7"
Overall Height:	51"

3 piece scribe set included.



No. 510 Newport shown painted White.



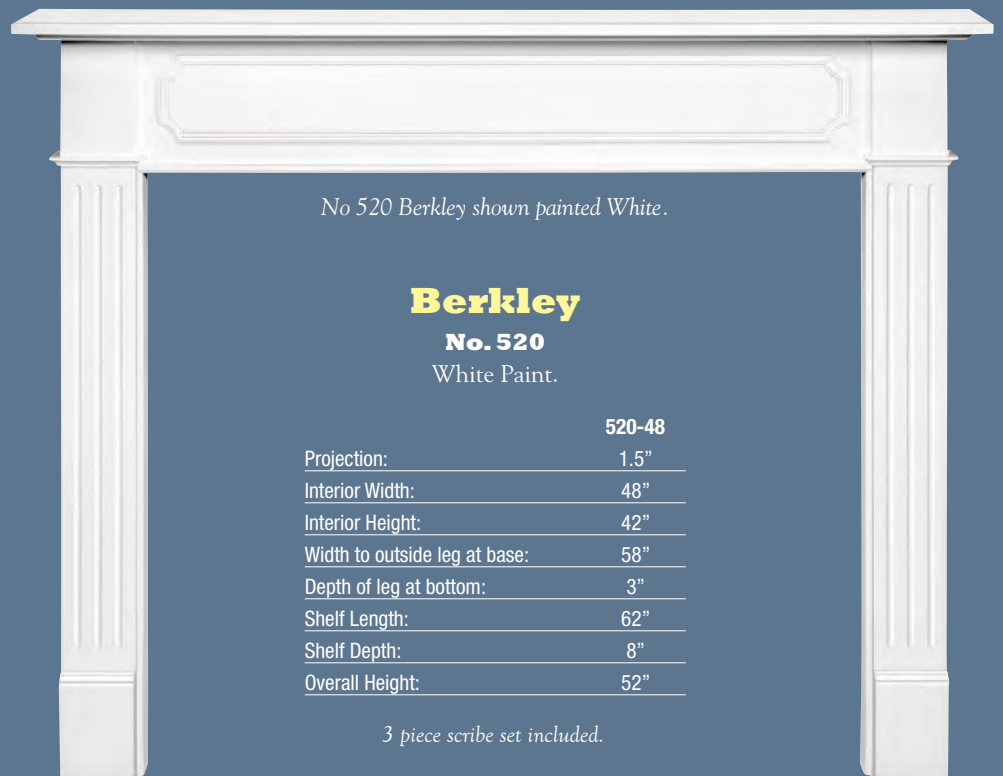
LOOK FOR THE PEARL!

Each of our pieces is lovingly branded with a Pearl inlay—Our Certificate of Authenticity.

No. 520 MDF shown painted White.



No. 520 Berkley shown painted White.



No 520 Berkley shown painted White.

Berkley

No. 520

White Paint.

	520-48
Projection:	1.5"
Interior Width:	48"
Interior Height:	42"
Width to outside leg at base:	58"
Depth of leg at bottom:	3"
Shelf Length:	62"
Shelf Depth:	8"
Overall Height:	52"

3 piece scribe set included.

Wood and MDF are considered combustible materials. Heat clearances must be adhered to. Before installing, check your local building codes and the manufacturer's instructions for your specific fireplace insert or stove.

For all surrounds and shelves: hardware is *not* included to attach the hanger board to the mounting surface.

Actual finish colors and distressing may vary from photos.

*All Pearl Mantels are manufactured individually. Measurements listed are standard, but tolerances may vary. We encourage you to measure your mantel prior to installation and for all custom-fit applications.

Celebrating 24 Years

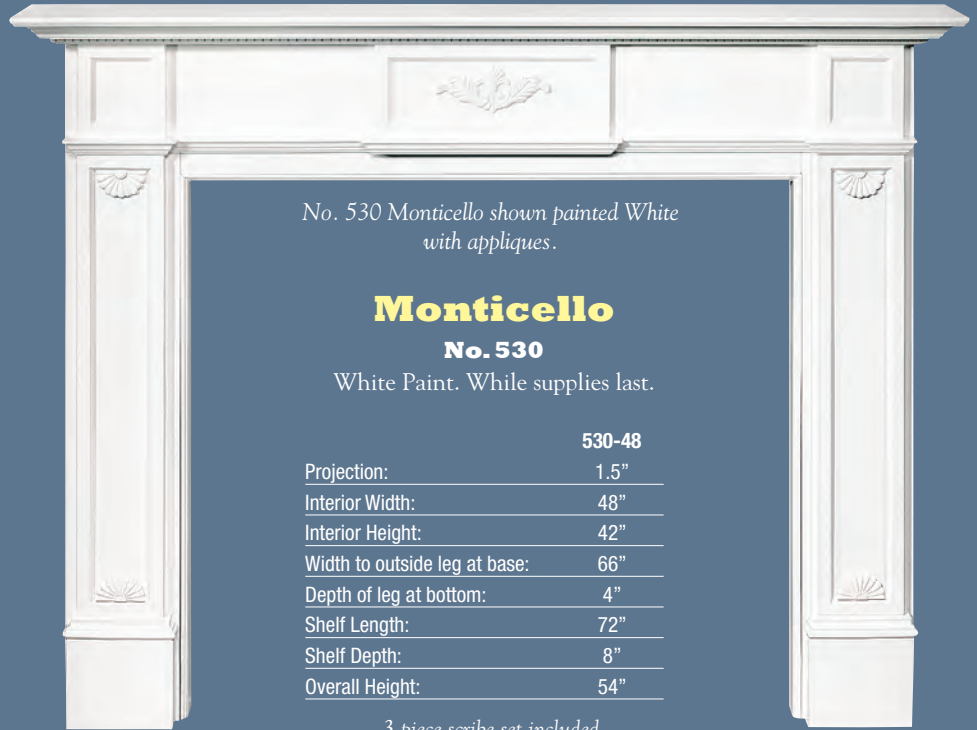
TOGETHER ... Pearl Mantels® and You, Our Loyal Customers!



No. 530 Monticello shown painted White.



530 Monticello shown without appliques.
(packaged separately and included in the carton.)



No. 530 Monticello shown painted White
with appliques.

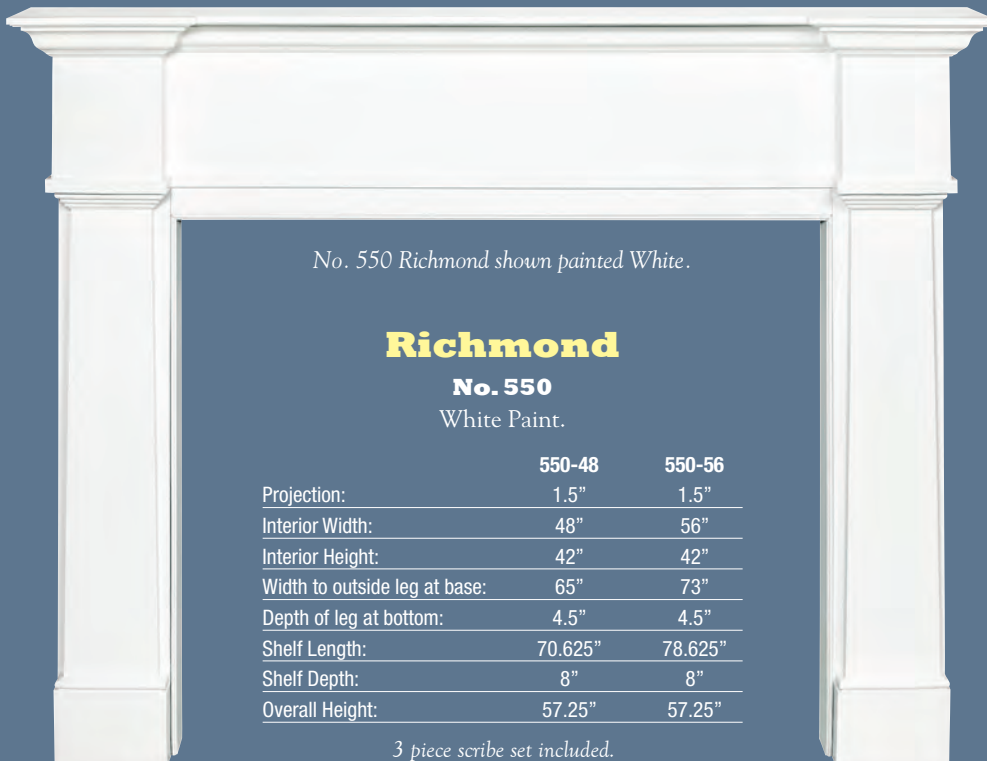
Monticello

No. 530

White Paint. While supplies last.

	530-48
Projection:	1.5"
Interior Width:	48"
Interior Height:	42"
Width to outside leg at base:	66"
Depth of leg at bottom:	4"
Shelf Length:	72"
Shelf Depth:	8"
Overall Height:	54"

3 piece scribe set included.



No. 550 Richmond shown painted White.

Richmond

No. 550

White Paint.

	550-48	550-56
Projection:	1.5"	1.5"
Interior Width:	48"	56"
Interior Height:	42"	42"
Width to outside leg at base:	65"	73"
Depth of leg at bottom:	4.5"	4.5"
Shelf Length:	70.625"	78.625"
Shelf Depth:	8"	8"
Overall Height:	57.25"	57.25"

3 piece scribe set included.



LOOK FOR THE PEARL!

Each of our pieces is lovingly branded with a Pearl inlay—Our Certificate of Authenticity.

No. 550 MDF shown painted White.



No. 550 Richmond shown painted White.

Wood and MDF are considered combustible materials. Heat clearances must be adhered to. Before installing, check your local building codes and the manufacturer's instructions for your specific fireplace insert or stove.

For all surrounds and shelves: hardware is *not* included to attach the hanger board to the mounting surface.

Actual finish colors and distressing may vary from photos.

*All Pearl Mantels are manufactured individually. Measurements listed are standard, but tolerances may vary. We encourage you to measure your mantel prior to installation and for all custom-fit applications.

Visit our website for more photos, 3D product animations, and information on our products and fine furniture quality finishes—www.pearlmantels.com

© 1995-2018 Pearl Mantels Corporation®

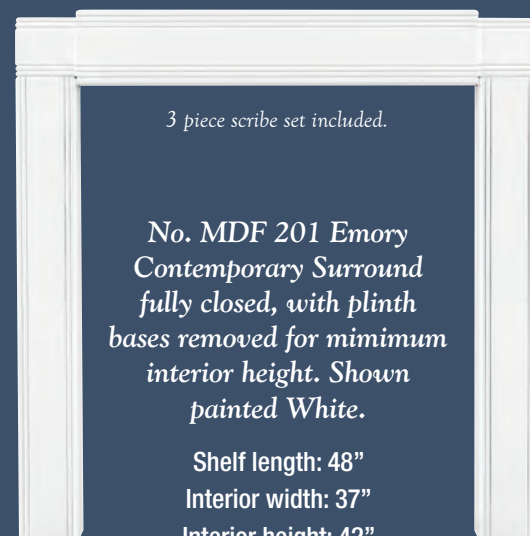
Flexible Space Solutions!

The Emory Contemporary Surround and Emory Contemporary Shelf are truly “One Size Fits All!”
The surround is adjustable in height and width, and the shelf is adjustable in width.



Emory Contemporary Surround No. 201 Expandable Height and Width

MDF. Available in White Paint.



No. 201 MDF Expands	From	To
Shelf Length	48"	80"
Main Shelf Depth	8"	
Shelf Depth of expanded wings	7.5"	
Interior Width	37"	69"
Interior Height	42"	48"
Overall Height	49"	55"
Leg width without added plinth	5.5"	
Leg width with plinth added	7"	
Plinth height	8"	
Plinth depth	7.875"	
Outside leg to outside leg at base without plinth	48"	80"
Outside leg to outside leg at base with plinth	51"	83"

3 piece scribe set included.



No. 201 rear view of plinth base showing adjustable height feature. Plinth is used for increasing the mantel height.



No. 201 rear view showing mechanism to expand width.



No. 201 MDF Emory Contemporary Surround shown fully closed. Painted White.

Wood and MDF are considered combustible materials. Heat clearances must be adhered to. Before installing, check your local building codes and the manufacturer's instructions for your specific fireplace insert or stove.
 For all surrounds and shelves: hardware is not included to attach the hanger board to the mounting surface.

Actual finish colors and distressing may vary from photos.

*All Pearl Mantels are manufactured individually. Measurements listed are standard, but tolerances may vary. We encourage you to measure your mantel prior to installation and for all custom-fit applications.
 Visit our website for more photos, 3D product animations, and information on our products and fine furniture quality finishes—www.pearlmantels.com

© 1995-2018 Pearl Mantels Corporation®

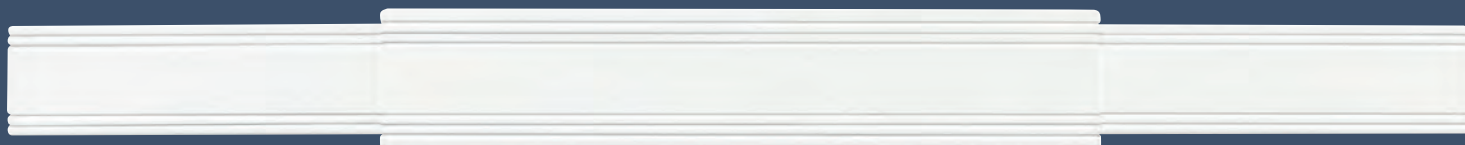
The Emory Contemporary Surround and Shelf are a completely versatile and unique solution to fit any living space!

NEW!
Contemporary
Design!

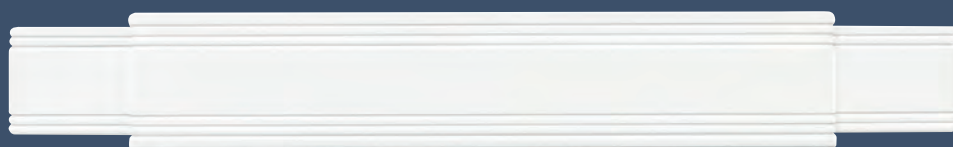
Emory Contemporary Shelf No. 211 Expandable Width

MDF. Available in White Paint.

	No. 211 Expands	From	To
Shelf Length		48"	80"
Main shelf depth		8"	
Shelf Depth of expanded wings		7.5"	
Main shelf height		8"	
Shelf height of expanded wings		5.5"	



No. 211 MDF Emory Contemporary Shelf fully expanded. Shown painted White.



No. 211 MDF Emory Contemporary Shelf fully closed. Shown painted White.




No. 211 Emory Shelf. Rear view showing mechanism to expand width.

LOOK FOR THE PEARL!

Each of our pieces is lovingly branded with a Pearl inlay—Our Certificate of Authenticity.

No. 211 Shown in White Painted Finish.



No. 211 MDF Emory Contemporary Shelf shown fully extended. Painted White.



No. 211 MDF Emory Contemporary Shelf shown fully extended. Painted White.

Wood and MDF are considered combustible materials. Heat clearances must be adhered to. Before installing, check your local building codes and the manufacturer's instructions for your specific fireplace insert or stove.

For all surrounds and shelves: hardware is not included to attach the hanger board to the mounting surface.

Actual finish colors and distressing may vary from photos.

*All Pearl Mantels are manufactured individually. Measurements listed are standard, but tolerances may vary. We encourage you to measure your mantel prior to installation and for all custom-fit applications.

Visit our website for more photos, 3D product animations, and information on our products and fine furniture quality finishes—www.pearlmantels.com

© 1995-2018 Pearl Mantels Corporation®

13

3 Design Choices!

DESIGNED FOR VERSATILITY!



Hadley No. 499

48", 60", and 72" lengths. Available only in #27 Cottage Gray Finish with Rustic Chalk Wash Top. See 495 Auburn (opposite page) for unfinished option of this style.

Rustic Chalk Wash Top.

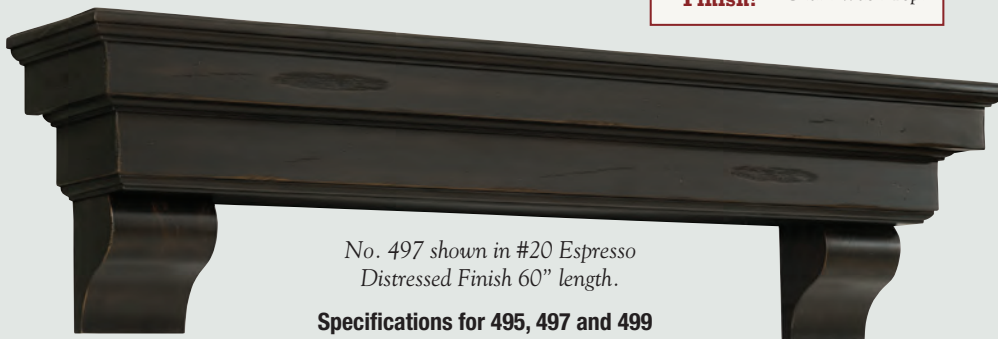
The top has a chalk patina that will naturally fade into the distressing over time.



499 Hadley shown in #27 Cottage Gray Finish 60" length.

Shelf with Corbels and Arch

NEW #27 Cottage Finish with Rustic Chalk Wash Top.
Two Tone Finish!



No. 497 shown in #20 Espresso Distressed Finish 60" length.

Specifications for 495, 497 and 499

	48	60	72
Top Shelf Length:	48"	60"	72"
Top Shelf Depth:	9.5"	10"	10"
Bottom Base Length:	42.5"	52.5"	64.5"
Bottom Base Depth:	6"	6"	6"
Distance Between Corbels:	31"	40.5"	52.5"
Width Of Each Corbel:	4.75"	6"	6"
Height Of Each Corbel:	5.625"	6.75"	6.75"
Overall Height With Corbel:	12"	15"	15"
Radius:	43.375"	58.625"	99.75"

Shelf with Corbels

Pearl's mantel shelves all use a mitered rail system for easy installation. The hollow opening in the back of each design neatly accommodates the rails making these shelves...

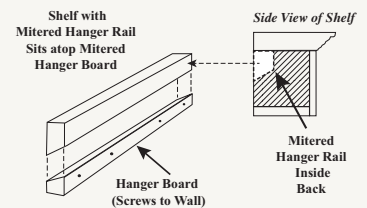
Easy to Hang!

Back View of Shelf (Same Application for Mantel)

Mitered Hanger Rail



Hanger Board



Shelf with Mitered Hanger Rail Sits atop Mitered Hanger Board

Side View of Shelf

Mitered Hanger Rail Inside Back

Hanger Board (Screws to Wall)

Note: Hanger board mounting hardware is not included.



LOOK FOR THE PEARL!

Each of our pieces is lovingly branded with a Pearl inlay—Our Certificate of Authenticity.

No. 495 Auburn Shown in #70 Cherry Distressed Finish.



No. 499 Hadley shown in #27 Cottage Gray Finish. Shown with Shelf and Corbels.



No. 497 Celeste shown in #20 Espresso Distressed Finish. Shown with Shelf only.



No. 495 Auburn shown in #70 Cherry Distressed Finish. Shown with Shelf, Corbels, and Arch.

Wood and MDF are considered combustible materials. Heat clearances must be adhered to. Before installing, check your local building codes and the manufacturer's instructions for your specific fireplace insert or stove.

For all surrounds and shelves: hardware is not included to attach the hanger board to the mounting surface.

*All Pearl Mantels are manufactured individually. Measurements listed are standard, but tolerances may vary. We encourage you to measure your mantel prior to installation and for all custom-fit applications.

Install just the Shelf, the Shelf with Corbels, or the complete combination of Shelf, Corbels, and Arch! (All are included).

DESIGNED FOR VERSATILITY!

Celeste No. 497

Pine and Pine Veneer. 48", 60", and 72" lengths. Available only in #10 Dune or #20 Espresso Finish.
See 495 Auburn (below) for unfinished option of this style.



Shelf with Corbels and Arch

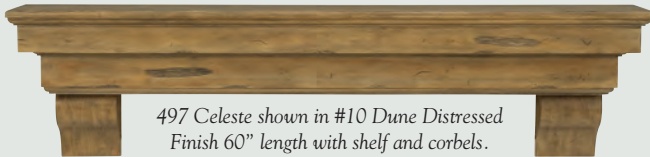
No. 497 shown in #10 Dune Distressed Finish 60" length.

Shelf Only




497 Celeste shown in #10 Dune Distressed Finish 60" length with shelf only.

Shelf with Corbels



497 Celeste shown in #10 Dune Distressed Finish 60" length with shelf and corbels.

Shelf with Corbels and Arch



497 Celeste shown in #10 Dune Distressed Finish 60" length with shelf, corbels, and arch.

3 HANGING OPTIONS!


Included: Arch, Corbels and Shelf.

The Hadley (pg. 14), Celeste (pg. 15), and Auburn (pg. 15) shelves offer three design choices!

You have the option of installing just the shelf, the shelf with corbels, or the complete combination of shelf, corbels, and arch.

Auburn No. 495

Unfinished: 48", 60", and 72" lengths.
#70 Cherry Distressed Finish: 48", 60", and 72" lengths.



Shelf with Corbels and Arch

No. 495 shown in #70 Cherry Distressed Finish 60" length.



Shelf Only

No. 495 shown in #70 Cherry Distressed Finish 60" length.

Wood and MDF are considered combustible materials. Heat clearances must be adhered to. Before installing, check your local building codes and the manufacturer's instructions for your specific fireplace insert or stove.

For all surrounds and shelves: hardware is not included to attach the hanger board to the mounting surface.

Actual finish colors and distressing may vary from photos.

*All Pearl Mantels are manufactured individually. Measurements listed are standard, but tolerances may vary. We encourage you to measure your mantel prior to installation and for all custom-fit applications.

Visit our website for more photos, 3D product animations, and information on our products and fine furniture quality finishes—www.pearlmantels.com

Two Hanging Options!

Hang with or without Corbels (Included)

USE AS FLOATING SHELVES (without Corbels)



NEW FINISHES!

Shenandoah No. 412

Install with or without corbels

Available in Pine Wood 48", 60", and 72" lengths in the following finishes:
 Unfinished Distressed, #10 Dune Distressed, #19 Sage Distressed (while supplies last),
 #20 Espresso Distressed, #27 Cottage Gray Distressed,
 #50 Medium Rustic Distressed, and #70 Cherry Rustic Distressed.
 #26 Riviera Distressed Finish only available in 48" and 72" lengths (while supplies last).



412 shown Unfinished Distressed 60" length.



412 shown in #27 Cottage Gray Distressed Finish 60" length.



412 shown in #19 Sage Lightly Distressed Finish 60" length. **Whiles supplies last.**



412 shown in #26 Riviera Lightly Distressed Finish 48" length. **Whiles supplies last.**



412 shown in #10 Dune Distressed Finish 60" length.



412 shown in #20 Espresso Distressed Finish 60" length.



412 shown without corbels in #50 Medium Rustic Distressed Finish 60" Length.



412 shown in #70 Cherry Rustic Distressed Finish 60" length.



#27 Cottage Gray Finish.



NEW Two Tone Finish! #19 Sage Finish with Walnut Finish Corbels. (while supplies last)



NEW Two Tone Finish! #26 Riviera Finish with Walnut Finish Corbels. Only available in 48" and 72" lengths (while supplies last)

Actual finish colors and distressing may vary from photos.



No. 412 shown in #19 Sage Lightly Distressed Finish without corbels.



No. 412 shown in #27 Cottage Gray Distressed Finish without corbels.



No. 412 shown in #20 Espresso Distressed Finish without corbels.



No. 412 shown in #70 Cherry Rustic Distressed Finish without corbels.

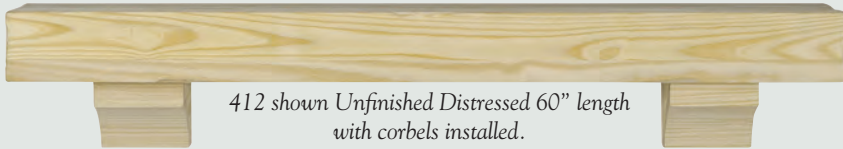
Wood and MDF are considered combustible materials. Heat clearances must be adhered to. Before installing, check your local building codes and the manufacturer's instructions for your specific fireplace insert or stove.

For all surrounds and shelves: hardware is *not* included to attach the hanger board to the mounting surface.

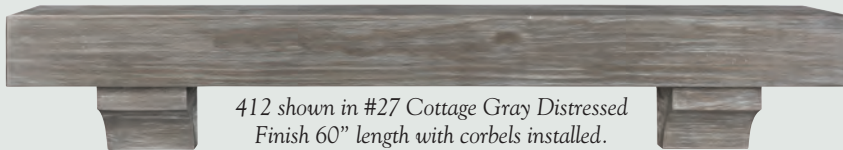
*All Pearl Mantels are manufactured individually. Measurements listed are standard, but tolerances may vary. We encourage you to measure your mantel prior to installation and for all custom-fit applications.

The Shenandoah lets you customize your shelf to compliment your living space—
As a stand-alone floating shelf, or with corbels (included) for a special touch.

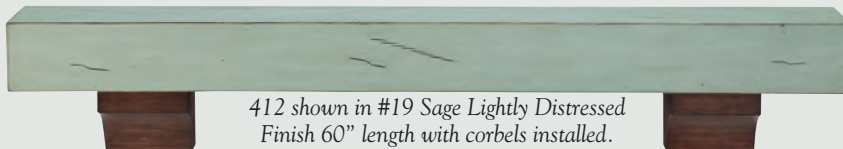
Or Install with Corbels (included) to add a Unique Look!



412 shown Unfinished Distressed 60" length with corbels installed.



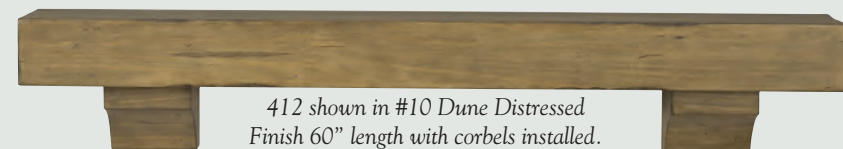
412 shown in #27 Cottage Gray Distressed Finish 60" length with corbels installed.



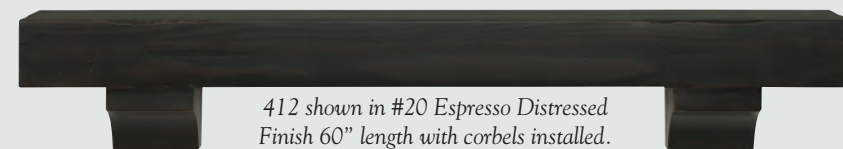
412 shown in #19 Sage Lightly Distressed Finish 60" length with corbels installed.
Whiles supplies last.



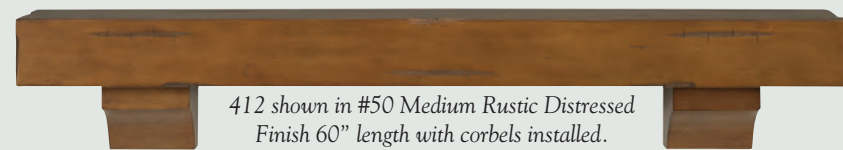
412 shown in #26 Riviera Lightly Distressed Finish 48" length with corbels installed.
Whiles supplies last.



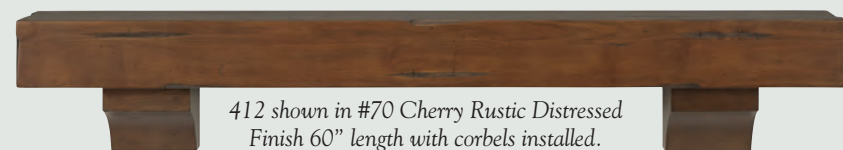
412 shown in #10 Dune Distressed Finish 60" length with corbels installed.



412 shown in #20 Espresso Distressed Finish 60" length with corbels installed.



412 shown in #50 Medium Rustic Distressed Finish 60" length with corbels installed.



412 shown in #70 Cherry Rustic Distressed Finish 60" length with corbels installed.

Wood mantels and shelves, available unfinished, are paint and stain grade wood.

For all surrounds and shelves: hardware is not included to attach the hanger board to the mounting surface.



#27 Cottage Gray Finish.



NEW #19 Sage Finish with Walnut Finish Corbels
Two Tone Finish! (while supplies last)



NEW #26 Riviera Finish with Walnut Finish Corbels.
Two Tone Finish! Only available in 48" and 72" lengths (while supplies last)

	412-48	412-60	412-72
Top Shelf Length:	48"	60"	72"
Top Shelf Depth:	9"	9"	9"
Bottom Base Length:	48"	60"	72"
Bottom Base Depth:	9"	9"	9"
Distance b/t Corbels:	25"	35"	42"
Width of each Corbel:	6.5"	6.5"	6.5"
Height of each Corbel:	5.5"	5.5"	5.5"
Overall Height w/o Corbel:	5"	5"	5"
Overall Height w/Corbel:	10.5"	10.5"	10.5"

LOOK FOR THE PEARL!

Each of our pieces is lovingly branded with a Pearl inlay—Our Certificate of Authenticity



No. 412 shown in #50 Medium Rustic Distressed Finish.

The pearl is neatly masked on our unfinished pieces making it easy to paint or stain.



No. 412 shown in #10 Dune Distressed Finish with corbels.



No. 412 shown in #26 Riviera Lightly Distressed Finish with corbels.



No. 412 shown in #50 Medium Rustic Distressed Finish with corbels.

Wood and MDF are considered combustible materials. Heat clearances must be adhered to. Before installing, check your local building codes and the manufacturer's instructions for your specific fireplace insert or stove.

For all surrounds and shelves: hardware is not included to attach the hanger board to the mounting surface.

*All Pearl Mantels are manufactured individually. Measurements listed are standard, but tolerances may vary. We encourage you to measure your mantel prior to installation and for all custom-fit applications.

Visit our website for more photos, 3D product animations, and information on our products and fine furniture quality finishes—www.pearlmantels.com

Classic Shelf Designs

Savannah: Pine Solids and Pine Veneer



420 Savannah shown in #15 Taos Finish 60" Length.



Top View No. 420 shown in #15 Taos Finish 60" Length.



No. 420 Shown in #15 Taos Finish.

LOOK FOR THE PEARL!

Each of our pieces is lovingly branded with a Pearl inlay—Our Certificate of Authenticity.

	420-48	420-60	420-72
Top Shelf Length:	48"	60"	72"
Top Shelf Depth:	9"	9"	9"
Bottom Base Length:	43"	55"	67"
Bottom Base Depth:	6.5"	6.5"	6.5"
Overall Height:	9"	9"	9"

Savannah

No. 420

Pine and Pine Veneer 48", 60", and 72" lengths.


Available Unfinished and in #15 Taos Finish.



420 shown in #15 Taos Finish 60" Length.

Lexington No. 496

Available in Pine Wood Unfinished: 60" and 72" lengths and #50 Medium Rustic Distressed Finish: 60" and 72" lengths.



No. 496 shown in #50 Medium Rustic Distressed Finish 60" Length.

	496-60	496-72
Top Shelf Length:	60"	72"
Top Shelf Depth:	10"	10"
Bottom Base Length:	60"	72"
Bottom Base Depth:	10"	10"
Overall Height:	8"	8"



No. 496 Shown in #50 Medium Rustic Distressed Finish.

LOOK FOR THE PEARL!

Each of our pieces is lovingly branded with a Pearl inlay—Our Certificate of Authenticity.



No. 496 shown in #50 Medium Rustic Distressed Finish.



No. 496 shown in #50 Medium Rustic Distressed Finish.

Wood and MDF are considered combustible materials. Heat clearances must be adhered to. Before installing, check your local building codes and the manufacturer's instructions for your specific fireplace insert or stove.

For all surrounds and shelves: hardware is *not* included to attach the hanger board to the mounting surface.

*All Pearl Mantels are manufactured individually. Measurements listed are standard, but tolerances may vary. We encourage you to measure your mantel prior to installation and for all custom-fit applications.

Celebrating 24 Years

TOGETHER ... Pearl Mantels® and You, Our Loyal Customers!



No. 416 Devonshire shown in #70 Cherry Distressed Finish 60" Length.

	416-60	416-72
Top Shelf Length:	60"	72"
Top Shelf Depth:	10"	10"
Bottom Base Length:	48.5"	60.5"
Bottom Base Depth:	5.375"	5.375"
Distance between Corbels:	40"	52"
Width of each Corbel:	4"	4"
Overall Height without Corbels:	9"	9"
Overall Height with Corbels:	16.75"	16.75"

Devonshire No. 416


Available Unfinished: 60" and 72" lengths.
#70 Cherry Distressed Finish: 60" and 72" lengths.
Install with or without corbels.



No. 416 Shown in #70 Cherry Distressed Finish.

LOOK FOR THE PEARL!

Each of our pieces is lovingly branded with a Pearl inlay—Our Certificate of Authenticity.



No. 418 Homestead shown in #90 Antique Finish 60" Length.

Homestead No. 418

Unfinished: 60" and 72" lengths.
#90 Antique Finish:
48", 60", and 72" lengths.

	418-48	418-60	418-72
Top Shelf Length:	48"	60"	72"
Top Shelf Depth:	10"	10"	10"
Bottom Base Length:	38"	50"	62"
Bottom Base Depth:	4.625"	4.625"	4.625"
Overall Height:	5"	5"	5"



No. 490 Lindon shown in #70 Cherry Distressed Finish 60" Length.

Lindon No. 490

Unfinished: 60", and 72" lengths.
#70 Cherry Distressed Finish:
48", 60", and 72" lengths.

	490-48	490-60	490-72
Top Shelf Length:	48"	60"	72"
Top Shelf Depth:	8"	10"	10"
Bottom Base Length:	42"	54"	66"
Bottom Base Depth:	5"	7"	7"
Overall Height:	6.5"	7"	7"



No. 416 shown in #70 Cherry Distressed Finish. Shown with corbels.



No. 418 shown in #90 Antique Finish.



No. 490 shown in #70 Cherry Distressed Finish.

Wood and MDF are considered combustible materials. Heat clearances must be adhered to. Before installing, check your local building codes and the manufacturer's instructions for your specific fireplace insert or stove.

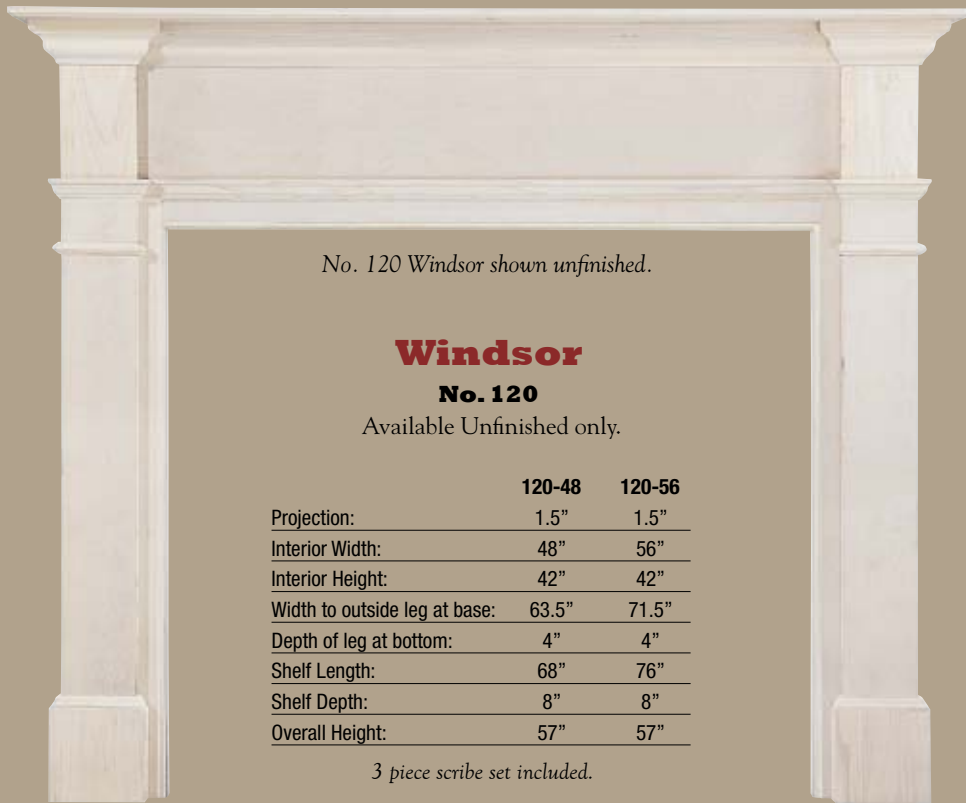
For all surrounds and shelves: hardware is *not* included to attach the hanger board to the mounting surface.

Actual finish colors and distressing may vary from photos.

*All Pearl Mantels are manufactured individually. Measurements listed are standard, but tolerances may vary. We encourage you to measure your mantel prior to installation and for all custom-fit applications.

Visit our website for more photos, 3D product animations, and information on our products and fine furniture quality finishes—www.pearlmantels.com

The Focal Point of the Room...



No. 120 Windsor shown unfinished.

Windsor

No. 120

Available Unfinished only.

	120-48	120-56
Projection:	1.5"	1.5"
Interior Width:	48"	56"
Interior Height:	42"	42"
Width to outside leg at base:	63.5"	71.5"
Depth of leg at bottom:	4"	4"
Shelf Length:	68"	76"
Shelf Depth:	8"	8"
Overall Height:	57"	57"

3 piece scribe set included.

The focal point of the room



No. 120 Windsor shown painted.



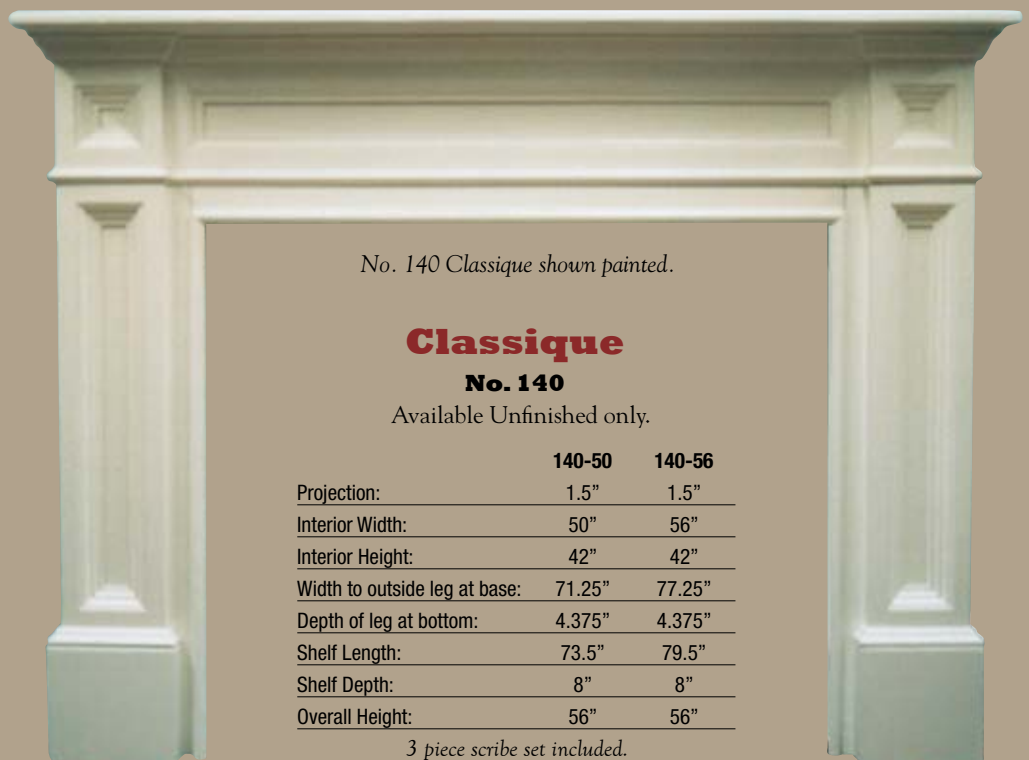
LOOK FOR THE PEARL!

Each of our pieces is lovingly branded with a Pearl inlay—Our Certificate of Authenticity.

No. 140 shown unfinished.



No. 140 Classique shown painted.



No. 140 Classique shown painted.

Classique

No. 140

Available Unfinished only.

	140-50	140-56
Projection:	1.5"	1.5"
Interior Width:	50"	56"
Interior Height:	42"	42"
Width to outside leg at base:	71.25"	77.25"
Depth of leg at bottom:	4.375"	4.375"
Shelf Length:	73.5"	79.5"
Shelf Depth:	8"	8"
Overall Height:	56"	56"

3 piece scribe set included.

Wood and MDF are considered combustible materials. Heat clearances must be adhered to. Before installing, check your local building codes and the manufacturer's instructions for your specific fireplace insert or stove.

For all surrounds and shelves: hardware is *not* included to attach the hanger board to the mounting surface.

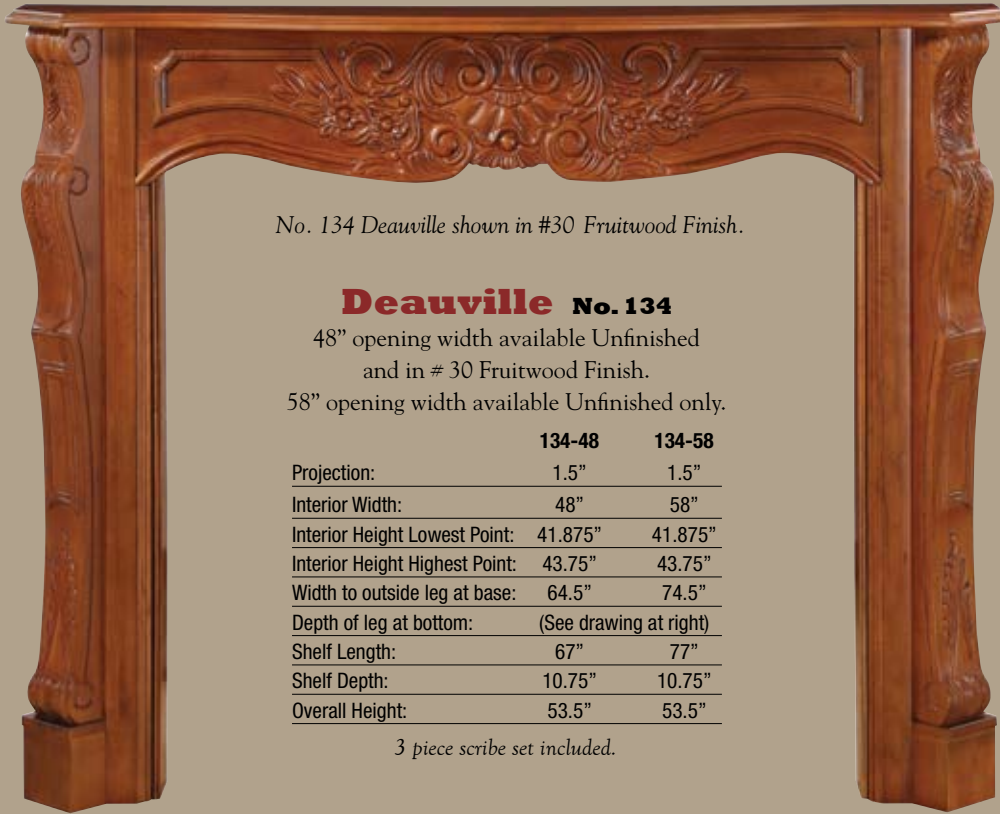
Actual finish colors and distressing may vary from photos.

*All Pearl Mantels are manufactured individually. Measurements listed are standard, but tolerances may vary. We encourage you to measure your mantel prior to installation and for all custom-fit applications.

Celebrating 24 Years

TOGETHER ... Pearl Mantels® and You, Our Loyal Customers!

Pearl does not treat the mantel as trim or molding but as a beautiful piece of furniture. It represents roots, heritage and tradition. Furniture is arranged around it, precious treasures are displayed on it, and it provides balance and stability to the entire room.



No. 134 Deauville shown in #30 Fruitwood Finish.

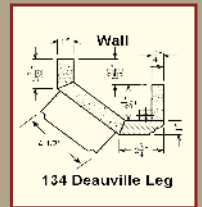
Deauville No. 134

48" opening width available Unfinished
and in # 30 Fruitwood Finish.

58" opening width available Unfinished only.

	134-48	134-58
Projection:	1.5"	1.5"
Interior Width:	48"	58"
Interior Height Lowest Point:	41.875"	41.875"
Interior Height Highest Point:	43.75"	43.75"
Width to outside leg at base:	64.5"	74.5"
Depth of leg at bottom:	(See drawing at right)	
Shelf Length:	67"	77"
Shelf Depth:	10.75"	10.75"
Overall Height:	53.5"	53.5"

3 piece scribe set included.



134 Deauville Leg

Detail of No. 134
Deauville Leg.



No. 134 shown in #30 Fruitwood Finish.



LOOK FOR THE PEARL!

Each of our pieces is lovingly branded with a Pearl inlay—Our Certificate of Authenticity.

Shown in #30 Fruitwood Finish.

The Deauville is hand crafted and hand carved. Carvings may vary.

Wood and MDF are considered combustible materials. Heat clearances must be adhered to. Before installing, check your local building codes and the manufacturer's instructions for your specific fireplace insert or stove.

For all surrounds and shelves: hardware is *not* included to attach the hanger board to the mounting surface.

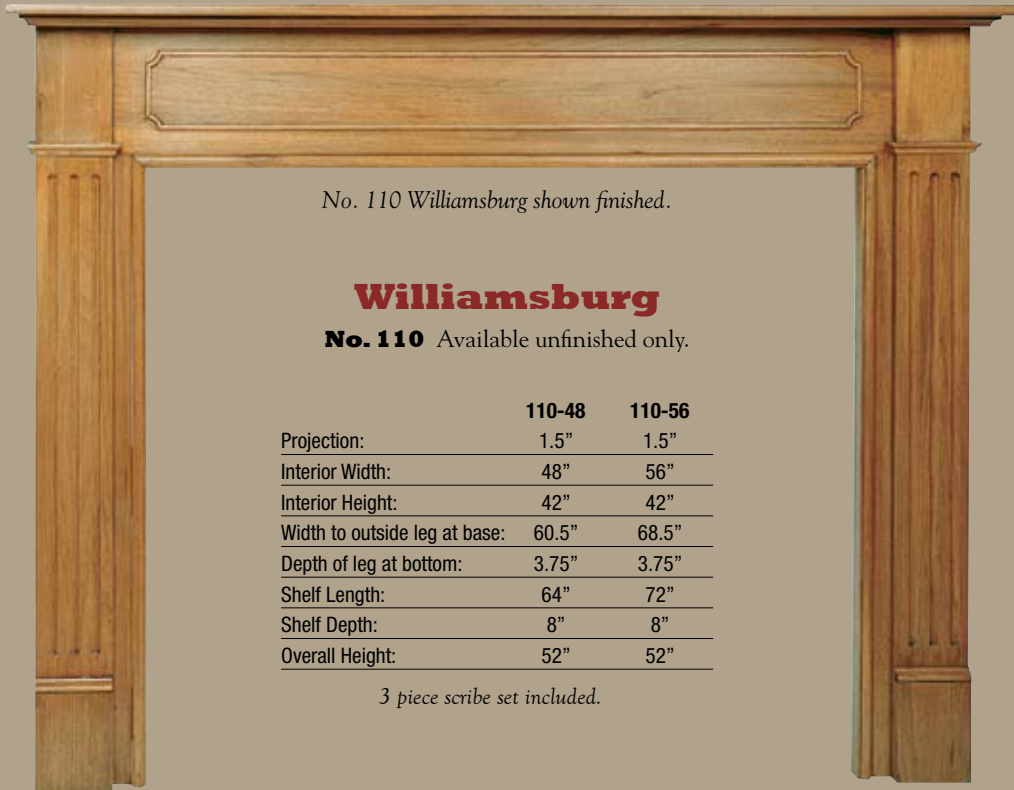
Actual finish colors and distressing may vary from photos.

*All Pearl Mantels are manufactured individually. Measurements listed are standard, but tolerances may vary. We encourage you to measure your mantel prior to installation and for all custom-fit applications.

Visit our website for more photos, 3D product animations, and information on our products and fine furniture quality finishes—www.pearlmantels.com

© 1995-2018 Pearl Mantels Corporation®

It's the first piece of furniture in any home...



No. 110 Williamsburg shown finished.

Williamsburg

No. 110 Available unfinished only.

	110-48	110-56
Projection:	1.5"	1.5"
Interior Width:	48"	56"
Interior Height:	42"	42"
Width to outside leg at base:	60.5"	68.5"
Depth of leg at bottom:	3.75"	3.75"
Shelf Length:	64"	72"
Shelf Depth:	8"	8"
Overall Height:	52"	52"

3 piece scribe set included.



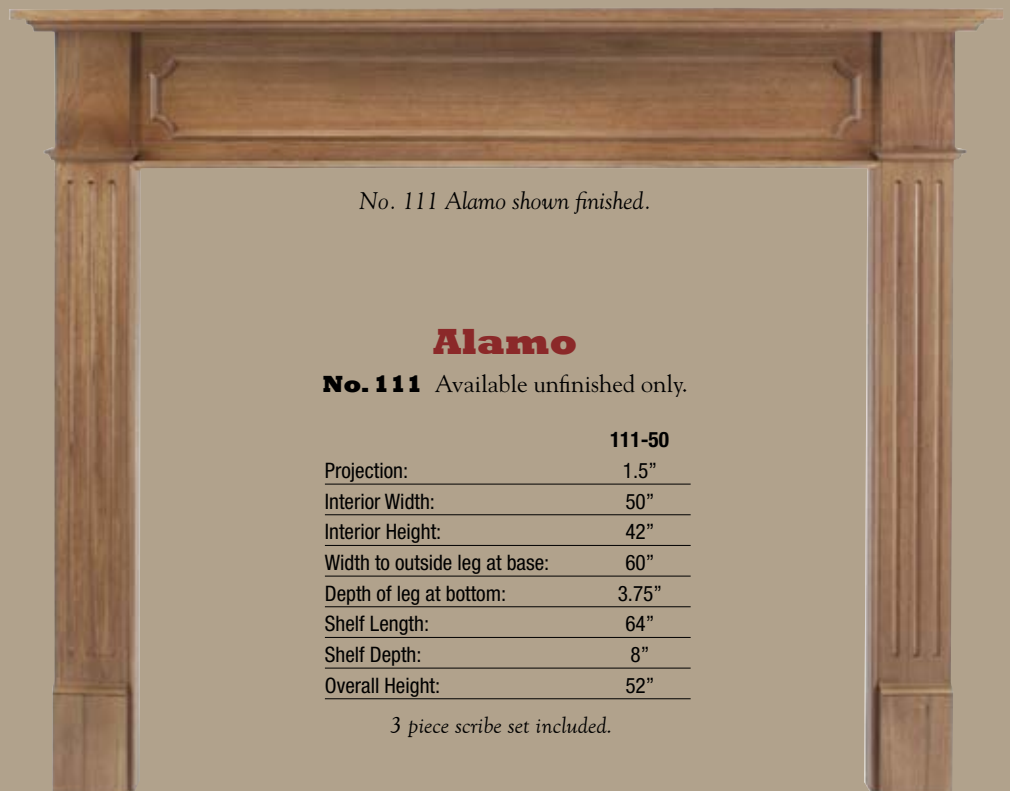
LOOK FOR THE PEARL!

Each of our pieces is lovingly branded with a Pearl inlay—Our Certificate of Authenticity.

No. 110 shown unfinished.



No. 110 Williamsburg shown finished.



No. 111 Alamo shown finished.

Alamo

No. 111 Available unfinished only.

	111-50
Projection:	1.5"
Interior Width:	50"
Interior Height:	42"
Width to outside leg at base:	60"
Depth of leg at bottom:	3.75"
Shelf Length:	64"
Shelf Depth:	8"
Overall Height:	52"

3 piece scribe set included.



No. 111 Alamo shown finished.

Wood and MDF are considered combustible materials. Heat clearances must be adhered to. Before installing, check your local building codes and the manufacturer's instructions for your specific fireplace insert or stove.

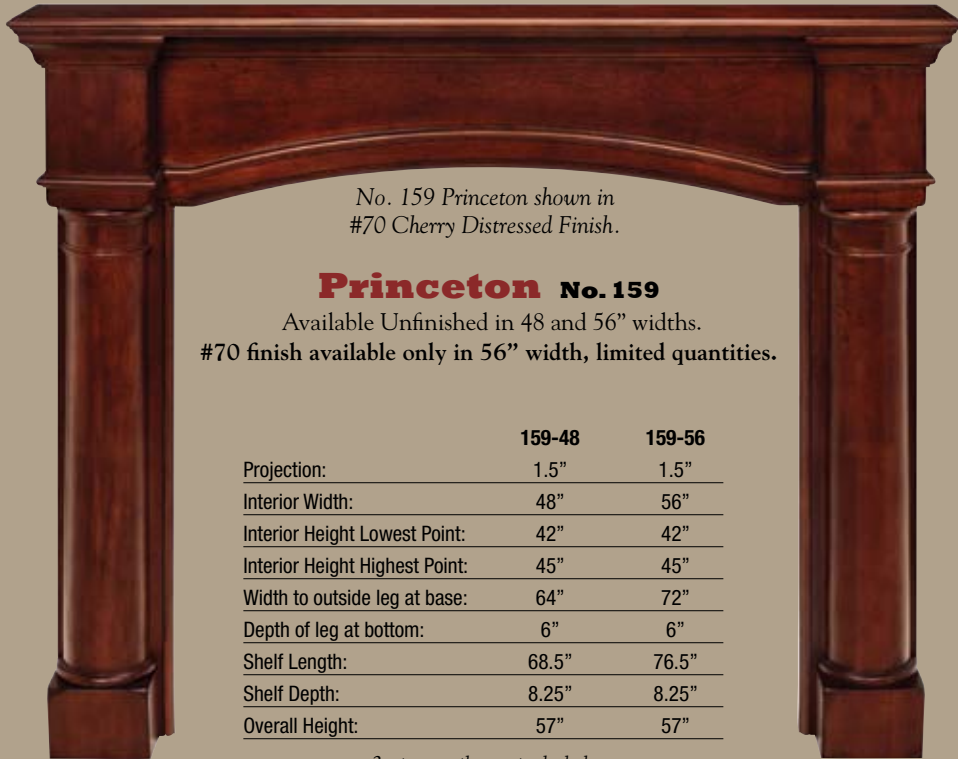
For all surrounds and shelves: hardware is *not* included to attach the hanger board to the mounting surface.

Actual finish colors and distressing may vary from photos.

*All Pearl Mantels are manufactured individually. Measurements listed are standard, but tolerances may vary. We encourage you to measure your mantel prior to installation and for all custom-fit applications.

Celebrating 24 Years

TOGETHER ... Pearl Mantels® and You, Our Loyal Customers!



No. 159 Princeton shown in #70 Cherry Distressed Finish.

Princeton No. 159

Available Unfinished in 48 and 56" widths.
#70 finish available only in 56" width, limited quantities.

	159-48	159-56
Projection:	1.5"	1.5"
Interior Width:	48"	56"
Interior Height Lowest Point:	42"	42"
Interior Height Highest Point:	45"	45"
Width to outside leg at base:	64"	72"
Depth of leg at bottom:	6"	6"
Shelf Length:	68.5"	76.5"
Shelf Depth:	8.25"	8.25"
Overall Height:	57"	57"

3 piece scribe set included.



No. 159 shown in #70 Cherry Distressed Finish.

Easy Assembly

Easy 3 Piece Assembly:
Legs bolt to Header

↑ Mitered Hanger Rail ↑

The arrows point out the 1 1/2" projection on the back of the mantel.
This is where the mantel will touch the wall first.

Projection

Front of Mantel Leg

This opening gap between the back of the mantel leg and the wall is called "the projection"

Hanger Board (Attaches to Wall)

Scribe Moulding
Hides any gaps between the front of the mantel and the material behind it.

Scribe Moulding

Note: Mounting hardware for hanger board and scribe moldings are not included.

LOOK FOR THE PEARL!

Each of our pieces is lovingly branded with a Pearl inlay—Our Certificate of Authenticity.

No. 159 Princeton shown in #70 Cherry Distressed Finish.

Actual finish colors and distressing may vary from photos.

Wood and MDF are considered combustible materials. Heat clearances must be adhered to. Before installing, check your local building codes and the manufacturer's instructions for your specific fireplace insert or stove.

For all surrounds and shelves: hardware is not included to attach the hanger board to the mounting surface.

Actual finish colors and distressing may vary from photos.

*All Pearl Mantels are manufactured individually. Measurements listed are standard, but tolerances may vary. We encourage you to measure your mantel prior to installation and for all custom-fit applications.

Visit our website for more photos, 3D product animations, and information on our products and fine furniture quality finishes—www.pearlmantels.com

© 1995-2018 Pearl Mantels Corporation®

Light Weight Perfection Cast Stone Made in U.S.A.

Perfection Cast Stone artisan Todd Evans crafts each shelf from custom made molds designed to emulate the elegant variations, colors, and imperfections admired in natural stone.



Textures may vary as each piece is individually crafted and hand poured. Flat and rough surfaces are characteristic of poured cast stone corbels. Actual finish colors and hand distressing may vary from photos. Finish samples available.

Shown in Safari Finish.

For use indoors and out.



Shown in Leather Finish.



Shown in Smoke Finish.

Wood and MDF are considered combustible materials. Heat clearances must be adhered to. Before installing, check your local building codes and the manufacturer's instructions for your specific fireplace insert or stove.
For all surrounds and shelves: hardware is not included to attach the hanger board to the mounting surface. Actual finish colors and distressing may vary from photos.

Celebrating 24 Years

TOGETHER ... Pearl Mantels® and You, Our Loyal Customers!

5 Foot Shelf

Shelf Length:	60"
Shelf Depth:	12"
Corbel Height:	9"
Corbel Depth:	9"
Corbel Width:	4"
Overall Height w/o Corbel:	4"
Overall Height w/ Corbel:	13"
Weight:	78 lbs.

6 Foot Shelf

Shelf Length:	72"
Shelf Depth:	12"
Corbel Height:	9"
Corbel Depth:	9"
Corbel Width:	4"
Overall Height w/o Corbel:	4"
Overall Height w/ Corbel:	13"
Weight:	96 lbs.

Order by color and length.
Made to order. Minimum 2 week leadtime.

Actual finish colors and
distressing may vary from photos.
Finish samples available.



Because each piece is individually hand crafted and poured, overall measurements may vary up to 1/2" and we recommend that the mantel shelf and corbels be installed first, then install the stone around the shelf. This insures a secure fit for the mantel and brackets. Lead time 2 weeks.

Installation is done following a 3 step plan. It is recommended that 2 people be available for installation.

Note: We suggest consulting a local expert if you are unfamiliar with masonry assembly and installation.

Masonry installation: Install corbels onto the masonry by attaching the brackets with 1/2" x 4" lag screws using suitable anchors. You will need 2 per corbel. For even weight distribution of the shelf, mount corbels approximately 12" in from each end on the 5 ft. shelf and 18" on the 6ft. shelf. After corbels are installed apply mortar or construction adhesive, per manufacturer's product instructions, to the top of each corbel and to the back of the shelf. Set mantel on top of corbels, arrange so that it is centered on the corbels and press against the wall. If necessary, clean with a slightly dampened cloth. Commercial cleaning products are not recommended.

If this is new construction, the stone will go over the brackets keeping them out of sight.

If this is a retrofit, use any stone parts that were chipped out in order for the shelf to fit to hide the brackets.

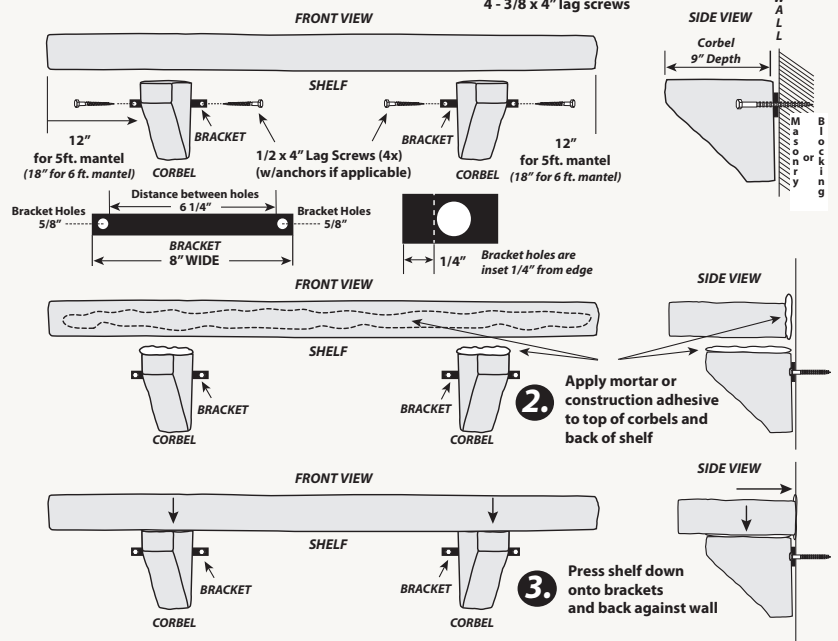
If installing to drywall, it will be necessary to cut the drywall away and install additional blocking between the studs to support the weight of the corbels and shelf. Hide the corbel brackets when reinstalling the drywall or hide with whatever material you may be using over the drywall (i.e. stone veneer, tile, etc.)

Because each piece is individually hand crafted and poured, overall measurements may vary up to 1/2" and we recommend that the mantel shelf and corbels be installed first, then install the stone around the shelf. This insures a secure fit for the mantel and brackets. If there are any gaps, they should be filled with mortar joint.

Please consult a professional if necessary.

3 - Step Installation:

1. Attach corbels to masonry or blocking using 4 - 3/8 x 4" lag screws



Wood and MDF are considered combustible materials. Heat clearances must be adhered to. Before installing, check your local building codes and the manufacturer's instructions for your specific fireplace insert or stove.

For all surrounds and shelves: hardware is **not** included to attach the hanger board to the mounting surface.

Actual finish colors and distressing may vary from photos.

*All Pearl Mantels are manufactured individually. Measurements listed are standard, but tolerances may vary. We encourage you to measure your mantel prior to installation and for all custom-fit applications.

Visit our website for more photos, 3D product animations, and information on our products and fine furniture quality finishes—www.pearlmantels.com

© 1995-2018 Pearl Mantels Corporation®

25

Solid Cedar Log Shelf!

*Solid Cedar! Each shelf is unique and representative of the tree that yielded it – truly an original masterpiece. **MADE IN U.S.A.***



No. 900 Cedar Log shown in Natural Cedar Finish 60" length.

Cedar Shelf No. 900


Available only in Natural Cedar Finish
60" and 72" lengths.

	900-60	900-72
*Top Shelf Length:	60"	72"
*Top Shelf Depth:	8.5"	8.5"
*Bottom Base Length:	60"	72"
*Bottom Base Depth:	8.5"	8.5"
*Distance Between Corbels:	29"	40"
*Corbels:	5.75" W x 5.375" H x 5.5" D	
*Overall Height With Corbels:	11.75"	11.75"

**As each piece is hand crafted, appearance, measurements and weight may vary from published information.*



No. 900 Cedar Log Back View.



▲ **Easy Bracket Mounting System:** The corbels and bracket come attached. Simply mount the corbels and bracket to your surface and lay the solid pine shelf on top. Affix shelf with construction adhesive.



No. 900 Natural Cedar Finish.



900 Solid Cedar Log angle detail.



No. 900 Natural Cedar Finish.

Wood and MDF are considered combustible materials. Heat clearances must be adhered to. Before installing, check your local building codes and the manufacturer's instructions for your specific fireplace insert or stove.

For all surrounds and shelves: hardware is *not* included to attach the hanger board to the mounting surface.

*All Pearl Mantels are manufactured individually. Measurements listed are standard, but tolerances may vary. We encourage you to measure your mantel prior to installation and for all custom-fit applications.

26 Visit our website for more photos, 3D product animations, and information on our products and fine furniture quality finishes—www.pearlmantels.com

© 1995-2018 Pearl Mantels Corporation®

Renewed, “green” and on the scene!

*Eco-friendly vintage Solid Heart Pine mantel shelves reclaimed from the structures that helped build America. **MADE IN U.S.A.***

Rich with character, these mantel shelves proudly display their history with cracks, notches and nail holes. No two pieces will look exactly alike, each is an individual masterpiece. The wood is hard and durable, and no matter what your décor, this classic treasure will complete your room with warmth and beauty. Available in two lengths: 60” and 72” and two finishes: Driftwood – a natural weathered gray, and Whiskey – a warm toasted honey brown.



No. 870 Reclaimed Pine Shelf shown in Driftwood Finish 60” length.



No. 870 Reclaimed Pine Shelf shown in Whiskey Finish 60” length.

Solid Heart Pine Reclaimed Wood Shelves No. 870

Available in Driftwood (DW) or Whiskey (WSKY) Finish. 60” and 72” lengths.

*As each piece is different, appearance, measurements and weight may vary from published information.

	870-60	870-72
Top Shelf Length:	60”	72”
Top Shelf Depth:	11.5”	11.5”
Bottom Base Length:	60”	72”
Bottom Base Depth:	11.5”	11.5”
Distance between Corbels:	34.5”	44”
Height with Corbels:	14”	14”
Corbel Height:	10”	10”
Corbel Depth:	9”	9”
Corbel Width:	4”	4”

About Reclaimed Wood

Reclaimed from Antique Barn Wood. Each piece is a meticulous labor of love. Handmade from vintage wood preserving the natural splits, knots, nail holes, etc., from the original wood surface.

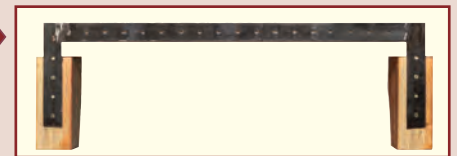
- The age and tannins in the wood will accept stain differently and stain variations are common and acceptable. Size variations are also common.
- No two pieces will look exactly alike—individual masterpieces.
- Because each piece is unique, measurements may vary up to 3/4 inches.
- Pictures are representative. Finish and physical appearance may vary.
- Some finishes may be lighter or darker than the picture.
- Each piece is handmade retaining natural splits, knots, nail holes, etc. from the original wood surface.



870 Reclaimed Pine Shelf Back View.

Easy Bracket Mounting System:


The corbels and bracket come attached. Simply mount the corbels and bracket to your surface and lay the solid pine shelf on top. Affix shelf with construction adhesive.



No. 870 shown in Whiskey Finish.



No. 870 detail view of Driftwood Finish showing surface imperfections.



No. 870 detail view of Whiskey Finish showing surface imperfections.

Wood and MDF are considered combustible materials. Heat clearances must be adhered to. Before installing, check your local building codes and the manufacturer’s instructions for your specific fireplace insert or stove.

For all surrounds and shelves: hardware is *not* included to attach the hanger board to the mounting surface.

Actual finish colors and distressing may vary from photos.

*All Pearl Mantels are manufactured individually. Measurements listed are standard, but tolerances may vary. We encourage you to measure your mantel prior to installation and for all custom-fit applications.

Visit our website for more photos, 3D product animations, and information on our products and fine furniture quality finishes—www.pearlmantels.com

Celebrating 24 Years

TOGETHER ... Pearl Mantels® and You, Our Loyal Customers!



NEW!

612 Sarah MDF Shelf shown in Linen Distressed Finish. Patent Pending.



NEW!

430 Thomas Shelf shown in #15 Taos Finish.

▶ See new products and
3D Product Imaging
on our website
www.pearlmantels.com

© 1995-2018 Pearl Mantels Corporation®

Wood and MDF are considered combustible materials. Heat clearances must be adhered to. Before installing, check your local building codes and the manufacturer's instructions for your specific fireplace insert or stove.
For all surrounds and shelves: hardware is not included to attach the hanger board to the mounting surface. Actual finish colors and distressing may vary from photos.

*All Pearl Mantels are manufactured individually. Measurements listed are standard, but tolerances may vary. We encourage you to measure your mantel prior to installation and for all custom-fit applications.

PEARL MANTELS® is a leading manufacturer of quality wood, MDF, Reclaimed Wood and Cast Stone fireplace mantels and shelves. Offering 30 unique mantel and mantel shelf designs, Pearl continues to innovate and design furniture quality products that meet the needs of consumers, home builders and contractors.

Visit our web site at www.pearlmantels.com to learn more about our products, See NEW 3D product animations, watch videos, see lifestyle shots, download our brochure, find a dealer and much more.

- Follow us on Facebook, Pinterest and Twitter



- Hearth, Patio & Barbecue Association



- International Builders Show



- High Point Furniture Market Suites at Market Square M-701S



- 412 Shenandoah Mantel featured on HGTV's®
House Hunters Renovation

Pearl Mantels® offer great value and quality to stand the test of time.

When you decorate your fireplace or walls, pick a Pearl.

Limited one year warranty.