



800.544.1307

2015-2016  
CATALOG

FIREPLACE, CHIMNEY, HEARTH  
MAINTENANCE & ACCESSORY PRODUCTS

**9 New or Improved Items!**



**GRAPHO-GLAS® STOVE GASKET KITS**

Grapho-Glas® gasket kits are conveniently packaged with everything that you need to replace the gasket that seals your stove door. Kit includes E-Z Spread Fiberglass Stove Gasket Cement.

99-6	7' x 3/4"	Rope
99N-6	7' x 7/8"	Rope



**PELLET STOVE & DRYER VENT BRUSHES**

Designed to clean both pellet stove vents and dryer vents. Brushes can easily navigate a sharp turning radius without getting caught in elbows. Brush filament is 0.020" poly.

17409	3" brush w/10' flexible handle
17410	4" brush w/10' flexible handle
17419	3" brush w/20' flexible handle
17420	4" brush w/20' flexible handle



**FIREPLACE & STOVE DEODORANT**

Eliminates stale odors in chimneys, stoves and fireplaces when not in use, especially during the humid summer months. One bottle deodorizes up to 1200 cubic feet.

85L	Lemon Zest	1.5 fl oz
85N	First Rain	1.5 fl oz
85M	Fresh Mint	1.5 fl oz



**AVAILABLE NOW**

**MAGIC WOOLLY BULLY Reusable Dry Glass Cleaner**

Removes soot, creosote and grime from glass, ceramic cook-tops and more. No liquid or cleaning agent is needed.

88	2 Cleaners per bag
----	--------------------



**WAX PACKET FIRE STARTER**

Individually wrapped, pocket-sized wax fire starters make these especially great for camping and traveling.

49WP	24 Packets
------	------------

**FAST & COMPLETE SHIPMENTS  
SECOND TO NONE!**

4	FIRE STARTERS
5	RAINBOW FLAME® CRYSTALS
6-7	CREOSOTE & SOOT DESTROYERS®
8-9	CEMENTS & MORTARS
10	SILICONES & ADHESIVES
10-11	GASKETING & INSULATION
12-13	POLISHES, PAINT & CLEANERS
14-15	GAS LOG MAINTENANCE
16	ACCESSORIES Stove Thermometer, Gloves, Fire Brick and Fireplace Deodorant
17-18	HOME & CHIMNEY CARE Sealers, Caulks, Chimney Shield Products, Patching Products and more
19-20	BRUSHES, RODS & ADAPTERS
21-27	PRO SWEEP PRODUCTS Brushes, Rods, Tools, Chemicals and Vacuums



4



**SAFE LITE® FIRE STARTERS**

F W P O I

These environmentally friendly fire starter squares are made of recycled materials. Easy to light, even when wet. Non-toxic and will not flavor food. Use 1-3 squares to start your fire. Complies with South Coast Air Quality Management District (SCAQMD) rule 1174.

Note: Safe for ceramic grills.

50B	144 Squares
50C	24 Squares



**ONE MATCH® GELLED FIRE STARTER**

F W P O I

A thick gelled fire starter for starting any fire, indoor or out. Odor free and will not flavor food. For use in fireplaces, campfires, fire pits, BBQ grills, charcoal, chimineas and wood, pellet, coal or corn stoves.

48	8 fl oz
49	16 fl oz
49Q	32 fl oz

LIGHTS WITH ONE MATCH®!



**WAX PACKET FIRE STARTER**

F W P O I

Individually wrapped and pocket-sized, these wax fire starters are especially great for camping and traveling. Use 1-2 packets to start your fire.

49WP	24 Packets
------	------------

LIGHTS WHEN WET!



**FIREPLACE SAFETY MATCHES**

F W P O I

For your safety, we offer these 11" long matches to help keep your distance when starting a fire.

Note: Strike-on-box only.

716	Box of 50 matches
-----	-------------------



Rutland Fire Starters are the best way to start any fire, whether indoors or out!

**RAINBOW FLAME® CRYSTALS**

F W O I

A family favorite, enjoy blue and green flames! Use in indoor or outdoor fireplaces, wood stoves, campfires, chimineas, fire pits, etc. We offer Rutland Rainbow Flame Crystals in 3 sizes below.



Actual rainbow flames



A.



B.



C.

**RAINBOW FLAME® CRYSTALS**

Shake contents onto a hot bed of coals to add color to your flames!

A. 715	1 lb canister
--------	---------------

**RAINBOW FLAME® STICKS**

Toss the whole stick onto a hot bed of coals and watch your flames turn colors!

B. 715S	1.45 oz Long stick
C. 715C	1.5 oz Short stick





CREOSOTE REMOVERS

Turns creosote into a brushable ash in pellet stoves, woodstoves, fireplace inserts and free-burning fireplaces.

Makes chimney cleaning easier and reduces the danger of chimney fires. **F W I**

Safe to use with all types of chimneys. Heat activated at 265°F.

Place on a hot bed of coals that has been burning for at least 15-20 minutes. Most effective when used in air-controlled fires.



A. LIQUID CREOSOTE REMOVER

Spray into fire chamber or directly onto wood. **P**

97L 32 fl oz

**GREAT FOR PELLET STOVES**

B. CREOSOTE REMOVER

Granular material that slowly vaporizes into the chimney, attacking creosote deposits as they form, changing them into loose, brushable powder.

Use in woodstoves, fireplace inserts, free-burning fireplaces, and furnaces. 1 oz scoop included.

97 1 lb  
98 2 lbs

C. CREOSOTE REMOVER STICK

Pre-measured in a convenient toss-in stick.

97S 3 oz stick

D. CREOSOTE REMOVER 3-PACK


Pre-measured in a convenient toss-in canister.

97G 3 - 3 oz canisters

E. SAFE-T-FLUE® CHIMNEY CLEANER **F W I**

Granular material that slowly vaporizes into the chimney, attacking soot and creosote deposits as they form, changing them into loose, brushable powder. Use in woodstoves, fireplace inserts, free-burning fireplaces, and furnaces. 1 oz scoop included.

WI-21124 1 lb  
WI-21212 2 lb  
WI-21250 5 lb



**ALL WOOD OR COAL FIRES PRODUCE CREOSOTE,** especially in an airtight heating system. The use of unseasoned or resinous wood creates further creosote buildup. Normally these deposits are flammable, sticky, tar-like substances and, if left untreated, can drastically reduce the efficiency of a heating unit or cause a dangerous chimney fire.

Rutland's creosote removal products change the creosote into a brushable ash. Deposits fall to the bottom of the chimney for easy removal. Be sure to check elbows often for blockage as creosote begins to loosen.

Use of our products does not eliminate the need for a regular professional chimney cleaning. For best results and maximum safety, we recommend a professional chimney cleaning along with a preventive maintenance program using one of our creosote removal products.



BEFORE AFTER

SOOT DESTROYERS®

Turns soot buildup to a brushable ash in free-burning, non-airtight fireplaces, woodstoves, furnaces and boilers.

Makes chimney cleaning easier and reduces the danger of chimney fires. **F W I**

Safe to use with all types of chimneys. Heat activated at 265°F

Place on a hot bed of coals that has been burning for at least 15-20 minutes. Most effective when used in non-air-controlled fires.



A. SOOT SWEEP® SOOT DESTROYER®

Granular material that slowly vaporizes into the chimney, attacking soot deposits as they form, changing them into loose, brushable powder.

Use in woodstoves, fireplace inserts, free-burning fireplaces, and furnaces. 1 oz scoop included.

100 1 lb  
100B 2 lbs

B. KWIK-SHOT® SOOT STOPPER STICK

Pre-measured in a convenient toss-in stick.

100S 3 oz stick

C. KWIK-SHOT® SOOT STOPPER 3-PACK

Pre-measured in a convenient toss-in canister.

100G 3 - 3 oz canisters

D. RUTLAND® DURAFLAME® FLUE-RENEW® SOOT & CREOSOTE REMOVER **F W I**

Log is made with Rutland's Safe-T-Flue® Chimney Cleaner. Use in woodstoves, fireplace inserts, and free-burning fireplaces. Individually wrapped and easy to use.

Displays in a cut case.

Heat activated at 265°F.

00903 3 lb log



• Most effective when used in air-controlled fires

E. GAS LOG SOOT REMOVER **G I**

Makes gas logs look new again! Formulated to remove soot buildup without discoloring logs or harming burners.

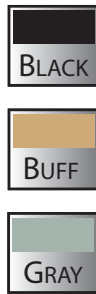
Note: Not for use on white gas logs like "birch" or fiber logs.

570-6 16 fl oz

OTHER GAS PRODUCTS ON PAGES 14 & 15







**FIREPLACE MORTAR** **F W P G I**

This is our original fireplace mortar! When cured it sets rock hard and as strong as fire brick. Colors match most mortars. Meets ASTM E136 and E72.  
Use To: Patch fireplace fireboxes, bond fire brick to fire brick & re-point fireplace brick in the firebox.  
Temperature Rating: 2000°F.  
Requires heat to cure.  
May be painted once heat cured.

63	Black	10.3 fl oz Cartridge
63B	Buff	10.3 fl oz Cartridge
63G	Gray	10.3 fl oz Cartridge



**DRY MIX 211®** **F W P G I**

Dry mix cement, just add water! This refractory mortar mix meets or exceeds all the requirements of the National Fire Protection Association (NFPA) 211 and NYSCMA Tek Spec. Suitable for use in most modern gasification technology units. (Check owners manual for maximum temperature output)  
Use To: Join or repair masonry flue tile or as a parge coating for building fireboxes & building masonry flue liners. Coverage: 10 lb covers 1,268 sq/in. 1/8" thick or 50 clay tiles.  
Temperature Rating: 2550°F. Not for outdoor use.  
Does not require heat to cure. Acid resistant.  
May be painted once dry.

211		10 lbs
-----	--	--------



**STOVO® STOVE MORTAR** **F W P G I**

Pre-mixed cement adheres to masonry and metal.  
Use To: Repair stoves, fireplaces and furnaces; re-line fire brick in boilers and incinerators; Prevent air leaks around flue and chimney joints and ash pit doors.  
Temperature Rating: 2000°F.  
Requires heat to cure.  
May be painted once heat cured.

615		32 fl oz
-----	--	----------



**REFRACTORY CEMENT** **F W P G I**

Pre-mixed cement for masonry to masonry repairs 1/8" - 1/4" thick. Meets ASTM E136 and E72.  
Use To: Set, coat, or repair fire brick in fireboxes.  
Temperature Rating: 2000°F.  
Requires heat to cure.  
May be painted once heat cured.

610		64 fl oz
611		128 fl oz

SEE FIRE BRICKS ON PAGE 16



**CASTABLE REFRACTORY CEMENT** **F W P G O I**

Dry mix cement, just add water! Sets and dries as hard as fire brick.  
Use To: Cast custom shapes, to replace worn-out fire brick, or fill large holes in masonry firebox or as a solid stone bed. May also be used to build or repair outdoor fire pits. For outdoor projects. Temperature Rating: 2200°F.  
Does not require heat to cure. Minimum 24 hour dry time.  
May be painted when dry.  
(12 1/2 lbs casts a block 12" x 12" x 1 1/2".)

600		12 1/2 lbs
601		25 lbs

**FIREPLACE PATCH** **F W P G O I**

Dry mix cement, just add water! When dry, it sets rock hard and as strong as fire brick.  
Use To: Fill a hole or crack in a masonry firebox or repair an outdoor fire pit.  
Temperature Rating: 2200°F.  
Does not require heat to cure.  
May be painted once dry.  
Note: Grainy consistency can be hard to use in very small cracks.

62		1.5 lb (600 g)
----	--	----------------



**BLACK FURNACE CEMENT** **F W P G I**

This pre-mixed cement has been the benchmark Furnace Cement for over 90 years. Seals joints smoke and gas tight.  
Use To: Bond and seal metal to metal or masonry to metal joints under 1/8". Install or reset furnaces or oil burners.  
Temperature Rating: 2200°F. (Does not contain asbestos.)  
Requires heat to cure. May be painted once heat cured.

64A		8 fl oz
64C		10.3 fl oz Cartridge
64		16 fl oz
65		32 fl oz



**CHIMNEY SWEEP® FURNACE CEMENT** **F W P G I**

A pre-mixed, heavy-bodied cement that is suitable for use in most modern gasification technology units. (Check owners manual for maximum temperature output).  
Use To: Bond and seal metal to metal joints or to repair or reset furnaces, wood or coal stoves, and fireplaces; fill gaps between masonry and metal.  
Temperature Rating: 2700°F.  
Requires heat to cure.  
May be painted once heat cured.

FSC8		8 fl oz
FSC16		16 fl oz
FSC32		32 fl oz



**E-Z SPREAD FIBERGLASS STOVE GASKET CEMENT** **F W P G I**

The perfect "E-Z" squeeze cement for quick gasket repairs!  
Use To: Adhere fiberglass gasket to cast iron and steel.  
Temperature Rating: 2000°F.  
Requires heat to cure.

77E		2.3 fl oz Tube
78E		10.3 fl oz Cartridge



**STOVE & GASKET CEMENT THE ORIGINAL** **F W P G I**

Use To: Adhere all types of gasket materials to airtight stoves and make metal to metal or metal to masonry repairs.  
Temperature Rating: 2000°F.  
Requires heat to cure.

77		2.3 fl oz Tube
78		10.3 fl oz Cartridge



**STOVE GASKET ADHESIVE** **F W P G I**

Liquid gasket adhesive.  
Use To: Bond gaskets to stove and ash pit doors.  
Temperature Rating: 800°F.  
• Recommended when a heat cure cannot be performed to replace a gasket.

75S		2 fl oz
-----	--	---------





# SILICONES & SEALANTS

I Indoor O Outdoor P Pellet Stove  
G Gas Fireplace F Fireplace W Woodstove

10



## 500°F RTV HIGH HEAT SILICONE SEALANT

F W P G O I

**BLACK**  
Forms a permanent flexible seal that adheres to glass, metal, most plastics, fiberglass, aluminum, wood, brick, and slate.  
Use To: Seal fireplace inserts, repair solar panels, flashings, apply ceramic tiles, or anywhere a black or translucent permanent elastic seal is needed. **Great for creating gasket-like seal on smokers!**  
Acetoxy cure. Meets ASTM C920-86.

**CLEAR**

76	Black	10.3 fl oz Cartridge
76A	Black	2.7 fl oz Tube
76C	Clear	10.3 fl oz Cartridge
76CT	Clear	2.7 fl oz Tube



## 600°F RTV SILICONE SEALANT *The Best High Temperature Sealant!*

F W P G O I

**RED**  
Forms a permanent flexible seal that adheres to glass, metal, most plastics, fiberglass, aluminum, wood, brick, and slate.  
Use To: Seal fireplace inserts, repair solar panels, flashings, apply ceramic tiles, or anywhere a black or red permanent elastic seal is needed.  
Neutral cure (no odor). Dries in 24 hours.

**BLACK**

76RT	Red	2.7 fl oz Tube
76R	Red	10.3 fl oz Cartridge
76B	Black	10.3 fl oz Cartridge



**VOTED BEST PRODUCT**

## SEAL IT RIGHT® NON-PERMANENT SEALANT

F W P G O I

**BLACK**  
Forms a non-permanent seal that expands and contracts with heat variations. Easily removed for cleaning and inspection.  
Use To: Install and maintain direct vent appliances, gas burning systems, pellet stoves, and metal flues on wood and coal burning stoves and much more.  
Temperature Rating: 800°F continuously.  
**Not an adhesive.**

641C	2.3 fl oz Tube
641	10.3 fl oz Cartridge

# GASKETING & INSULATION



## PIPE INSULATING CEMENT

Easy to use insulating cement that forms a trowelable paste and adheres to masonry and metal.  
Use To: Insulate pipes, fittings, tanks, and boilers to conserve energy.  
Temperature Rating: 300°F.  
Does not require heat to cure.  
May be painted when dry.

623	2 lb Bag
-----	----------

## VERMONT CASTING GASKET KITS

Easy to install gasket kit, specifically designed to fit Vermont Casting Stoves as noted below. Each kit includes an E-Z Spread Fiberglass Stove Gasket Cement & gaskets.



GK100	Defiant, Vigilant, Resolute & Intrepid Stoves
GK200	Encore Stoves
GK300	Defiant Stoves 1910/1945
GK400	Griddle Gasket
GK500	Glass Door Gasket

# GASKETING & INSULATION

## GRAPHO-GLAS® LASTS LONGER THAN WHITE GASKET!

Graphite impregnated gaskets resist abrasion, creosote adhesion, and temperatures up to 1000°F. They are braided to resist fraying. This brand is used by major stove manufacturers as well as replacements for worn out gaskets in wood and coal stoves or fireplace inserts.

**CALL FOR OTHER SIZES  
800-544-1307**

## GRAPHO-GLAS® STOVE GASKET KITS

Grapho-Glas® gaskets conveniently packaged with E-Z Spread Fiberglass Stove Gasket Cement (77E).

95A-6	7' x 5/16"	Rope
95-6	7' x 5/8" x 3/16"	Flat
95W-6	7' x 3/4" x 1/4"	Flat
96-6	7' x 3/8"	Rope
96N-6	7' x 1/2"	Rope
96W-6	7' x 5/8"	Rope
99-6	7' x 3/4"	Rope
99N-6	7' x 7/8"	Rope



Also available by the foot upon request. Call 1-800-544-1307 for pricing.

## GRAPHO-GLAS® STOVE GASKETS, BAGGED

Graphite impregnated gaskets bagged in popular sizes.  
Note: Cement not included.

90	84" x 5/8" x 3/16"	Flat	92W	84" x 3/4"	Rope
91	84" x 2/8"	Rope	94N	64" x 7/8"	Rope
91N	84" x 1/4" - 5/16"	Rope	94	72" x 1"	Rope
92	60" x 1/2" - 5/8"	Rope			



SEE GASKET CEMENT & ADHESIVE ON PAGE 9

## GRAPHO-GLAS® BULK STOVE GASKETS, SPOOLS

Popular sizes on spools.

720	157' x 5/8" x 3/16"	Flat
721	200' x 5/16"	Rope
721N	200' x 1/4"	Rope
722	132' x 3/8"	Rope
723	88' x 1/2"	Rope
723W	100' x 7/16"	Rope
724	65' x 5/8"	Rope
725	47' x 3/4"	Rope
725W	40' x 7/8"	Rope
726	25' x 1"	Rope
516GG	75' x 5/16"	Griddle Gasket

## WHITE FIBERGLASS BULK GASKETS, SPOOLS

Economical white bulk gasketing. Available in popular sizes.

721P	200' x 5/16"	Rope
726P*	25' x 1"	Rope
78LA*	25' x 7/8"	Lopi Rope

\* Special Order



## STOVE WINDOW GASKETS

Designed to securely seal stove window glass in stove doors and openings. Self-adhesive tape wraps over the glass edge. No additional cement is needed. Available in black with graphite or plain white.

93	(Black)	54" x 11/16"	Bagged
727	(Black)	80" x 11/16"	Spoiled
727P	(White)	80" x 13/16"	Spoiled
729	(Black)	90" x 13/16"	Spoiled

## FIBERGLASS FIREPLACE INSERT INSULATION

1 1/2" wide self-adhesive insulation strip forms a smoke and gas tight seal between fireplace inserts and existing masonry. To obtain the best stove performance, replace insulation each time insert is removed for cleaning.

105	10' Roll
-----	----------





**STOVE POLISH PASTE**

**O I**

Protects and renews the beauty of cast iron and steel. Non-toxic and non-flammable, this polish can be buffed to a deep lustrous glow. Prevents deterioration of stoves, grills, ornamental ironwork, and heating accessories stored out of season. Not for use on painted, sand-blasted, stainless, or raw steel surfaces.

**Note:** Not a blackening agent.

70 2.3 fl oz



**LIQUID STOVE & GRILL POLISH**

**O I**

A non-flammable, non-toxic, liquid polish. Buffs to a high luster as it adds life and beauty to black cast iron or steel. Not for use on painted, sand-blasted, stainless, or raw steel surfaces.

**Note:** Not a blackening agent.

72 8 fl oz



**WILLIAM'S® STOVE POLISH**

**O I**

William's® Stove Polish paste has been used for over 80 years to bring a *low-luster* dark gray finish to unpainted cast iron appliances. Not for use on painted, sand-blasted, stainless, or raw steel surfaces.

**Note:** Not a blackening agent.

WI-00710 2.3 fl oz



**1200°F HI-TEMP PAINT**

**O I**

High-quality, specially formulated paint resists peeling and blistering when subjected to temperatures up to 1200°F. Renews and protects the finish on steel and cast iron. Dries fast. Perfect for cast iron stoves, barbeque grills, stainless steel pipes, and chimney caps.

**Note:** Not for use inside fire box.

80 Spray-On 12 fl oz  
81 Brush-On 16 fl oz



**MAGIC WOOLY BULLY**

**O I**

Magic Wooly Bully is an odorless, reusable dry glass cleaner that removes soot, creosote, and grime from fireplace and stove glass, ceramic cooktops, and more. Because of its unique design, no liquid or cleaning agent is needed to remove the grime and buildup on your glass surfaces. Non-abrasive.

88 2/bag



**STOVE, GRILL, & HEARTH GLASS CLEANER**

**O I**

Use to clean glass doors on fireplace inserts, coal, oil, and wood burning stoves. Microscrubbers remove smoke, soot, baked-on creosote, carbon, and mineral residues on glass. Also cleans stainless steel, porcelain tile, chrome, aluminum, and ceramic range top surfaces. Leaves a protective silicone layer to make the next cleaning easier.

84 8 fl oz



**WHITE OFF® GLASS-CERAMIC CLEANING CREAM**

**O I**

Non-abrasive White Off® glass cleaning cream is specially formulated to remove white residue on glass doors caused by gas log fires. Cleans without scratching or micro-pitting.

Also great for cleaning:

- Stainless steel
- Composite Sinks
- Fiberglass showers
- Glass-ceramic cooktop stoves

565 8 fl oz



SEE OTHER GAS PRODUCTS ON PAGES 14 & 15



**FIREPLACE GLASS CLEANER**

**O I**

Spray-on formula that effectively removes creosote, soot, and grime on fireplace doors and hearths. Safe, non-acidic formula. Use on cool surfaces only.

82 32 fl oz



**BRICK & STONE CLEANER**

**O I**

Formulated to remove smoke residue, soot, and creosote from masonry surfaces. Contains an industrial-strength solvent to dissolve buildup and a heavy-duty surface cleaner to penetrate and remove grime and greasy dirt. No dangerous acids.

**Note:** For sealed surfaces only.

83-6 16 fl oz







**LOG BRIGHT® REPLACEMENT "GLOWING EMBERS"**  
 Vermiculite and rock wool mixture that replaces the original material that came with your gas log set. **Use outside the burner pan.** Safe for use with LP or natural gas sets.

585 12 oz  
 586 10 lb bag



**GAS LOG SOOT REMOVER**  
 Removes soot buildup from gas logs and makes them look new again. Will not discolor logs or harm burners.

**Note:** Not for use on white gas logs like "birch" or fiber logs.

570-6 16 fl oz



**LOG BRIGHT® REPLACEMENT ROCK WOOL**  
 Use to restore the original embers effect in gas log sets. Dark gray/brown color. Safe for use with LP or natural gas log sets.

587 8 oz  
 588 10 lb bag



**WHITE OFF® GLASS-CERAMIC CLEANING CREAM**  
 Non-abrasive White Off® glass cleaning cream is specially formulated to remove white residue on glass doors caused by gas log fires. Cleans without scratching or micro-pitting.

- Also great for cleaning:
- Stainless steel
  - Composite Sinks
  - Fiberglass showers
  - Glass-ceramic cooktop stoves

565 8 fl oz

**CONTAINS NO AMMONIA**



**LOG BRIGHT® REPLACEMENT VERMICULITE**  
 This vermiculite replaces the original material that came with your gas log set. **Use outside the burner pan.** Safe for use with LP or natural gas sets.

590 5 oz  
 591 10 lb bag



**LOG BRIGHT® REPLACEMENT LAVA ROCK**  
 Use to replace the original rocks in gas log sets. Safe for use with LP or natural gas log sets. Charcoal gray color.

595 3 lbs (.05 cu ft)







**STOVE THERMOMETER/BURN INDICATOR**

Monitors stove performance. Tell at a glance the potential for creosote build-up. Magnetically attaches to a vertical, single-wall pipe or on the cooktop surface of a wood or coal stove. Indicates overheating or a low temperature creosote buildup hazard. Displays 100°F to 800°F. Paint is heat-sensitive and will turn brown when thermometer gets too hot.  
**Note: Not designed for double wall pipe.**

701



**FIREPLACE GLOVES**

These protective gloves are made of genuine cowhide leather and lined with cotton fabric. Cuff extends above the wrist for greater protection.

702 1 Pair



**FIREPLACE & STOVE DEODORANT**

Designed to eliminate stale odors in chimneys, stoves, and fireplaces when not in use, especially during the humid summer months. These 1.5 fluid ounce bottles are easy to use and smell great. Just set the jar in your fireplace or stove when it's not in use! Choose from any one of our three different scents or the variety pack to freshen up your fireplace and stove.

85M	Fresh Mint	1.5 fl oz
85N	First Rain	1.5 fl oz
85L	Lemon Zest	1.5 fl oz



**FIRE BRICKS**

Use to build new fireplace fire boxes or to replace broken fire brick. Intermediate duty bricks have a maximum service temperature of 2700°F making them suitable for use in most modern gasification boilers and furnaces. Use in conjunction with a Rutland high-temperature cement.

**Check owner's manual for maximum temperature output.**  
 Measure: 9" x 4 1/2" x 1 1/4"

**Note: High-density bricks require wet saw and diamond blade to cut.**

604 6/carton [SEE REFRACTORY CEMENT ON PAGE 8](#)



**STACK-N-STORE**

This set of four (4) heavy-duty, powder-coated, steel corner brackets lets you build storage racks, shelves, and worktops in any convenient size. Stack-N-Store's design keeps your valuable firewood up to 5" above ground level—safe from harmful ground moisture, pests, and decay. The raised design also permits faster drying of green wood for better and safer burning. Select 2" x 4" lumber of the right length and add the brackets and you're done...it's that easy! Add screws or nails in the pre-drilled bracket holes for added security. Stack-N-Store brackets are virtually indestructible.

30360R 4 brackets per box

**CHIMNEY SHIELD WATER REPELLENT**

For use on vertical surfaces. Our Chimney Shield system guarantees a decade of protection (10 year warranty) to prevent spalling, freeze/thaw damage, and deterioration of masonry surfaces. One application forms a barrier against water, yet allows the water vapor to escape. Non-flammable, transparent, water-based formula works on most masonry surfaces.

25CS	2 1/2 gal
5CS	5 gal



**NO. 7 WET OR DRY ROOF PATCH**

All weather formula promotes adhesion and sealing to asphalt, composition, metal roofing, and masonry surfaces.

Recommended uses:

- Patch worn roofing
- Seal flashing, gutters, downspouts, eaves
- Seal around ventilators and skylights
- Use around cornices and roof edges

510	10.3 fl oz Cartridge
512	5 gal



**CONCRETE & MASONRY PATCH**

A weather-resistant mortar and patching material for use in repairing broken mortar in chimneys, steps, window sills, sidewalks, and foundations. May be applied at temperatures below freezing if cartridge is warmed for gunning. Dries to a hard, tough, weather-resistant finish in a natural concrete color.

89	10.3 fl oz Cartridge
----	----------------------



**DAMP GONE®**

This economical, reusable pouch attracts and absorbs water, dampness, and humidity in small, enclosed spaces. Excellent for use in areas where electric dehumidifiers or air conditioners cannot be used. Perfect for storage chests, small closets, under sinks, in display cases, gun cabinets, tool boxes, lockers, safes, laundry rooms, bathrooms, on boats, in sail lockers, engine compartments, and in the car or RV.



620	12 oz Bag
-----	-----------



**CLEAR THE AIR - ODOR REMOVER**

Removes unwanted odors from smoke, pets, fire damage, or fuel oils. Eliminates and encapsulates offensive odors and leaves a light, fresh, clean scent. Great for use in bathrooms, diaper pails, trash cans, basements, carpets, vehicles, and hotel rooms.

86	8 fl oz
86T (TSA-approved travel size)	2 fl oz





**WATER STOPPER HYDRAULIC CEMENT**

This fast setting mixture plugs cracks in masonry to stop seepage in just minutes. Repair swimming pools, cisterns, frost damage, basement walls, or water storage containers. Perfect for use as an anchoring cement to secure bolts and machinery or posts. 6200 psi compressive strength.

415	2 1/2 lbs
416	9 1/2 lbs



**WATER GLASS – CEMENT FLOOR SEALER**

This unique formula is a multi-use sealant and adhesive. Dilute for use as a sealer for concrete floors. Use full-strength for an effective and inexpensive adhesive for sealing gaskets, cartons, and applying labels.

146	1 gal
-----	-------



**FLOOR LEVELER**

A fast setting formula for leveling, filling cracks, and smoothing cement or wood floors prior to covering with tile or carpeting. Also adheres to plaster, ceramic, terrazzo, and marble. Not affected by temperature extremes.

241	3 1/2 lbs
242	25 lbs




**TANK SHIELD®**

Keeps fuel oil burners and stoves trouble free by dissolving gum and water based sludge deposits as it fights moisture, rust, and corrosion to extend tank life. For boilers and furnaces. Not for use in cars or tractors.

**Note:** Contains an anti-gelling agent to keep oil flowing through cold Winter months.

104B	32 fl oz
------	----------



**RICKY'S TIP**

**CHIMNEY BRUSHES COME IN ALL SHAPES AND SIZES!**

Be sure to purchase the proper brush for your chimney! A brush that is even just a little bit too large can get stuck in your chimney. A brush that is too small will not clean effectively. It is important to be sure that the brush you purchase fits your chimney.

Also remember, use wire brushes on masonry flues and poly brushes on metal flues. Using metal brushes on metal flues can cause major damage that can be expensive to repair.

Call our Customer Service Department at 800-544-1307 with any questions about choosing the proper brush.

**RUTLAND® CHIMNEY SWEEP® CHIMNEY CLEANING BRUSHES**

Designed with the homeowner in mind, these brushes have an open, single spiral construction with 6" of fill, plated shafts, and 1/4" NPT threading for easy coupling with fiberglass rods or pull rings. Oil tempered spring wire.

Rods: Use 10624 (4' rods), 10672 (6' rods) or KRK-18 (18' kit - six 3' rods) (page 20)

**Note:** For use in cool chimneys only.

**CALL FOR CUSTOM SIZE OF ANY BRUSH!**

**ROUND WIRE**


16406	6" round
16407	7" round
16408	8" round
16409	9" round
16410	10" round

**SQUARE WIRE**

16506	6" square
16507	7" square
16508	8" square
16510	10" square
16511	11" square
16512	12" square

**RECTANGULAR WIRE**

36531	6" x 10" rectangular
16532	7" x 11" rectangular
16533	8" x 12" rectangular



**MASONRY FLUE USE WIRE BRUSH • METAL FLUE USE POLY BRUSH**

**RUTLAND® ROUND POLY CHIMNEY BRUSHES**

Specially designed for insulated metal chimneys, stainless steel, or metal stove pipes. These sturdy poly brushes have 6" of fill and are acid resistant. Fittings are 1/4" NPT threading.

Rods: Use 10624 (4' rods), 10672 (6' rods) or KRK-18 (18' kit - six 3' rods). (page 20)

**Note:** Use in cool chimneys only.

16906	6" round poly
16908	8" round poly



**RUTLAND® PELLET STOVE & DRYER VENT BRUSHES**

Designed to clean both pellet stove vents and dryer vents. Brushes can easily navigate a sharp turning radius without getting caught in elbows.

Brush filament is 0.020" poly.

17409	3" brush w/10' flexible handle
17410	4" brush w/10' flexible handle
17419	3" brush w/20' flexible handle
17420	4" brush w/20' flexible handle



**RUTLAND® PELLET STOVE BRUSHES**

Made with poly bristles and are available in 3", 4", and 5" round sizes. Heavy duty ball tip guides brushes through narrow offsets and bends. Designed for heavy cleaning.

Rods: Use 25P-5 (5' rods) or PSR-20 (20' kit - eight 2.5' rods) (page 20)

Fitting: 1/4-20 thread.

PS-3	3" round
PS-4	4" round
PS-5	5" round







**EXTENSION RODS**

FIBERGLASS RODS - 1/4" NPT THREADING  
Standard duty, brown, 0.350" dia. Fits Chimney Sweep brushes. (page 19)  
**Note: Not for spinning.**

10624	4'
10672	6'
KRK-18 (A)	18' kit (Six 3' rods)

SEE PAGE 24 FOR APPROXIMATE ANGLE OF BENDING

FLEXIBLE PELLET STOVE ROD - 1/4-20 THREADING  
Poly rods designed to easily maneuver through 30° and 45° offsets, 0.250" diameter. Gray. Fits PS series pellet stove brushes only.

25P-5	5'
PSR-20 (B)	20' kit (Eight 2.5' rods)



**PULL RINGS**

Pull ring attaches to the brush and provides a means for a rope to be used to pull the brush through the chimney.

16202 (A)	1/4" NPT
W38PTL (B)	3/8" NPT
16202T	TLC™



**REDUCER**

The reducer allows for the use of mismatched brushes and rods.

1438 (A)	1/4" to 3/8" NPT
1439 (B)	1/4" NPT to 1/4-20 threading

SEE PAGE 24 FOR TLC ADAPTERS AND AN EASY TO FOLLOW CHART

**ROD CADDY**

Constructed of heavy duty nylon fabric. This convenient carrying case was developed for the professional sweep. It has a special pouch for 3' rods, a pocket for smaller items, and two snap rings for flashlights, etc. It can carry either ProFlex® or fiberglass rods.

AWS-850



**RUTLAND® MASTER SWEEP® CHIMNEY BRUSHES**

Master Sweep® is the premier chimney brush that has set the industry standard. This long lasting professional brush withstands the demanding use of busy chimney sweeps. Master Sweep® is the brush to clean chimneys more thoroughly while outlasting all others. It has a heavy duty double spiral 0.177 dia. spindle design and 7" of fill of two-on-two high density oil tempered 22 gauge wire bristles, creating uniform rugged bristle distribution. Available with 3/8" NPT or Torque Lock Connector (TLC).

Rods: Use 3/8" NPT or TLC™ rods. (see page 22)



CALL FOR OTHER SIZES 800-544-1307

**ROUND WIRE**

3/8" NPT	TLC	
---	MST-5	5" round
MS-6	MST-6	6" round
MS-7	MST-7	7" round
MS-8	MST-8	8" round
MS-9	MST-9	9" round
MS-10	MST-10	10" round
MS-11	MST-11	11" round
MS-12	MST-12	12" round
MS-14	MST-14	14" round

**SQUARE WIRE**

3/8" NPT	TLC	
MS-66	MST-66	6" square
MS-77	MST-77	7" square
MS-88	MST-88	8" square
---	MST-99	9" square
MS-1010	MST-1010	10" square
MS-1111	MST-1111	11" square
MS-1212	MST-1212	12" square
MS-1414	MST-1414	14" square

**RECTANGULAR WIRE**

3/8" NPT	TLC	
MS-610	MST-610	6" x 10" rectangular
MS-711	MST-711	7" x 11" rectangular
MS-812	MST-812	8" x 12" rectangular
MS-913	MST-913	9" x 13" rectangular
MS-1014	MST-1014	10" x 14" rectangular
---	MST-1115	11" x 15" rectangular
MS-1216	MST-1216	12" x 16" rectangular

**ROUND POLY PRO CHIMNEY BRUSHES**

Designed with the professional in mind for cleaning insulated metal chimneys, stainless steel, or metal stove pipes. These long-lasting, sturdy poly brushes have 7" of fill and are acid resistant. .075 poly filaments.

3/8" NPT	TLC	
PB-5	PBT-5	5" round
PB-6	PBT-6	6" round
PB-7	PBT-7	7" round
PB-8	PBT-8	8" round
PB-9	PBT-9	9" round
PB-10	PBT-10	10" round



CALL FOR OTHER SIZES 800-544-1307

**RUTLAND® MASTER SWEEP® FLAT WIRE CHIMNEY BRUSHES**

Master Sweep® Flat Wire brushes are made for top-down sweeping from the roof. Use with TSR (see page 25) for removing third stage creosote. The brush filament is a flat galvanized wire twisted in an evenly spaced spiral configuration. This brush has the same spindle construction as the round wire brush. Available with 3/8" NPT or Torque Lock Connector (TLC).

Rods: Use 3/8" NPT or TLC rods. (see page 22)

**Note: Bristles will not spring back to their original shape if they are jammed past a damper frame.**

CALL FOR OTHER SIZES 800-544-1307



**ROUND FLAT WIRE**

3/8" NPT	TLC	
MSF-6	MSFT-6	6" round
MSF-12	---	12" round

**SQUARE FLAT WIRE**

3/8" NPT	TLC	
MSF-77	MSFT-77	7" square
MSF-88	MSFT-88	8" square
MSF-1212	MSFT-1212	12" square

**RECTANGULAR FLAT WIRE**

3/8" NPT	TLC	
MSF-711	MSFT-711	7" x 11" rectangular
MSF-812	MSFT-812	8" x 12" rectangular
MSF-1216	MSFT-1216	12" x 16" rectangular





**EXTENSION RODS**

FIBERGLASS RODS - 3/8" NPT THREADING or TORQUE LOCK CONNECTOR (TLC)  
Commercial grade, heavy duty, black, 0.440" in diameter.

Fits Master Sweep® Chimney Brushes. **Note: Not for spinning.**

3/8" NPT	TLC	
59F-4	59FT-4	4'
59F-5	59FT-5	5'
59F-6	59FT-6 (A)	6'

Commercial grade, super duty, yellow, 0.480" in diameter.  
Fits Master Sweep® Chimney Brushes.

3/8" NPT	TLC	
60X-6	60XT-6 (B)	6'

FLEXIBLE RODS - TORQUE LOCK CONNECTOR (TLC).  
Extremely flexible, allowing you to get past tight bends.  
Not recommended to use more than one in a sequence.  
Nylon, white, 0.375" diameter.

TLC	
16114T (C)	4'



SEE PAGE 24 FOR OUR FULL LINE OF TLC ADAPTERS  
AND FOR APPROXIMATE ANGLE OF BENDING



**PROFLEX® RODS W/ TLC**

Because of their superior flexibility, ProFlex® Rods are the tools of choice for cleaning from below and when going through sharp bends, offsets, breeches, or thimbles. They can be maneuvered where others fail to reach. ProFlex® heavy duty polypropylene rods have rust-proof fittings that are flush with the rod, eliminating hang-ups on flue tiles. Rods are available in two sizes: 3/4" diameter by 3 foot lengths and 7/8" diameter by 5 foot lengths. Rods have Torque Lock Connectors and are interchangeable.

**Note: Not for spinning.**

PFT-34-3	3/4" x 3'
PFT-78-5	7/8" x 5'



**SWEEPSALL™ BRUSHES W/ TLC**

SweepsAll™ Brushes have tough acid-resistant nylon bristles for use on masonry or metal flues. The brushes are especially suited to cleaning offset chimneys and flues relined with flexible pipe where creosote is not a problem. Soft floppy bristles allow the brush, regardless of size, to fit most standard flues and will not damage or score liners. Brushes have Torque Lock Connectors. Use these brushes with ProFlex® RODS.

PFT-8	8"
PFT-12	12"
PFT-16	16"



**CYCLONE BRUSH**

An excellent brush for cleaning smoke chambers. The bristles are 11" long. When used with ProKleen® drill and rod system they spread out and clean efficiently. The cyclone brush has a Torque Lock Connector. Use these brushes with ProFlex® RODS.

227T

SEE PAGE 24 FOR OUR FULL  
LINE OF TLC ADAPTERS!



**DUCT CLEANING BRUSHES W/ TLC**

Our duct cleaning brushes are designed and manufactured for cleaning air ducts or other applications where a vigorous scrubbing action is not required. The floppy polypropylene bristles provide a gentle action that dislodges buildup in duct systems allowing easy removal with a HEPA vacuum. Duct cleaning brushes are made with Torque Lock Connector for use with heavy duty fiberglass rods.


PBXT-12	12"
PBXT-16	16"
PBXT-24	24"



**RUTLAND'S® PROKLEEN®  
BUILD-A-WIZARD SYSTEM  
TOOLS FOR SPINNING**



Use with a heavy duty (min 5.4 Amp & 850 RPM), variable speed, reversible, 1/2" electric drill.



**ROTARY LOOP CREOSOTE REMOVER**

Unique patented rotary action safely and effectively removes thin layers of accumulated glazed creosote and crust. The loops wipe the sides and corners of clay flue tiles to remove buildup. It gets down to the liner in minutes. It also scores heavier concentrations of surface glaze for faster penetration of liquid creosote remover treatments.

WRL-100T	Wizard Assembly w/ 14" loop, and TLC 2" Starter Rod (57ST-2)
WRL-100RK	Wizard Assembly w/14" loop, w/ PKFTM and WRL-ADPT adapters Fits ProKleen rods only.
A. WRL-14	14" replacement loop w/U-Bolt
WRL-24	24" replacement loop w/U-Bolt

**CHAIN TYPE CREOSOTE REMOVER W/ TLC**

Consists of three steel chains mounted with quick links to a center flange. Quick links allow simple and easy chain adjustment to accommodate various flue sizes. The chains spin out to chip away at third degree creosote glaze without damaging sound tiles. This tool can be used from either the top or bottom of the flue. Use only on masonry tiles.

B. WTBT-16

**TILE BREAKERS W/ TLC**

When attached to ProKleen® steel rods, powered by a 1/2" electric drill, these weighted tools spin in eccentric circles to break out clay flue tiles quickly and efficiently.

C. WTBT-44	Small
D. WTBT-46	Large
E. WTBT-44HD	Double

**PROKLEEN® STEEL RODS W/ TLC**

Steel rods are 1/4" in diameter with Torque Lock Connectors. When used with a 1/2" electric drill, the TLC fittings insure tools may be rotated in either direction without separation.

57ST-2	2" starter rod (F)
57ST-10	10" starter rod
57ST-25	2 1/2' extension rod (G)
57ST-50	5' extension rod (G)



F. 2" Starter rod



G. Extension rod

**WIZARD PARTS**

Build your own tools the way you want them. Choose your drill adapter, the rods you want, and then the tools you want, all with the help of the Build-A-Wizard System. Call us for more information.


WIZ-DISK	Wizard Disk	WIZ-ADPTWASHER	Washer for WIZ-PFADPT and WIZ-PKADPT
WIZ-UBOLT	U-bolt for Wizard disk	WIZ-ADPTNUT	Nut for WIZ-PFADPT and WIZ-PKADPT
WIZ-UBOLTNUT	Nut for U-bolt	WIZ-LOOP14	14" loop (one loop only)
WIZ-TLCADPT	Wizard adaptor for TLC rods	WIZ-LOOP24	24" loop (one loop only)
WIZ-PFADPT	Wizard adaptor for ProFlex® rods	WIZ-CHAIN	Creosote Remover Chain
WIZ-PKADPT	Wizard adaptor for ProKleen® rods	WIZ-CHAINCON	Connector for WIZ-CHAIN



# TLC ADAPTER CHART



Adapters allow you to gradually transition to the TLC line.



- |          |                          |             |                           |
|----------|--------------------------|-------------|---------------------------|
| A. 14FTF | 1/4" female/TLC female   | G. PKMTF    | ProKleen® male/TLC female |
| B. 14MTM | 1/4" male/TLC male       | H. PKFTM    | ProKleen® female/TLC male |
| C. 38FTF | 3/8" female/TLC female   | I. WRL-ADPT | TLC Loop Adapter          |
| D. 38MTM | 3/8" male/TLC male       | J. WRL-ADP1 | ProFlex® Loop Adapter     |
| E. PFMTF | ProFlex® male/TLC female | K. 57S-CM   | ProKleen® Male Coupling   |
| F. PFFTM | ProFlex® female/TLC male |             |                           |

ADAPTER	USE WITH	BRUSH	GOING TO	TLC Rod
14FTF		1/4" NPT BRUSH		TLC Rod
38FTF		3/8" NPT BRUSH		TLC Rod
PFMTF		SWEEPSALL PF SERIES (ACME THREADING)		TLC Rod PFT SERIES
PKMTF		PROKLEEN® TOOLS WTB SERIES		TLC PROKLEEN® ROD 57ST SERIES
WRL-ADPT		WIZARD LOOP WRL SERIES		TLC Rod 57ST SERIES

ADAPTER	USE WITH	TLC BRUSH	GOING TO	ROD
14MTM		TLC BRUSH		1/4" NPT ROD
38MTM		TLC BRUSH		3/8" NPT ROD
PFFTM		TLC SWEEPSALL PFT SERIES		PROFLEX® ROD PF SERIES (ACME THREADING)
PKFTM		TLC PROKLEEN® TOOLS WTBT SERIES		PROKLEEN® ROD 57S SERIES

## ROD BENDING DATA

Our rods will bend approximately as outlined below:  
Degree of bending will vary upon environment.

Item#	Will Bend	Item#	Will Bend
10624	<90°	59FT-4	45°
10672	90°	59FT-5	<90°
KRK-18	45°	59FT-6	45°
16114T	180°	60XT-6	<45°
25P-5	360°	PFT-34-3	45°
PSR-20	360°	PFT-78-5	>45°

# AUGUST WEST® PROFESSIONAL PRODUCTS



### A. AUGUST WEST® STAGE ONE CREOSOTE REMOVER

Turns creosote into a brushable ash in pellet stoves, woodstoves, fireplace inserts and free-burning fireplaces. Makes chimney cleaning easier and reduces the danger of chimney fires. Safe to use with all types of chimneys. Pour onto a hot bed of coals that has been burning for at least 15-20 minutes. Heat activated at 265°F. Most effective when used in air-controlled fires.

AW-2012 2 lbs

### B. AUGUST WEST® TSR STAGE TWO & THREE CREOSOTE REMOVER BUNDLE

Dissolves baked-on creosote glaze after brushing with flat wire brush. Reduces baked-on resins to loose, brushable ash without requiring heat. Once the flue is clean, apply Stage Two as a neutralizer. Sold and packaged as a set with Stage Two Creosote Remover. *Note: Do not allow to freeze. For professional use only!*

AW-4012 32 fl oz Stage Two, 32 fl oz Stage Three.

### C. CLEAN & BRITE

A spray-on liquid to remove creosote, dirt, and stains from masonry and glass without hard scrubbing. Clings to vertical surfaces and does not scratch.

AW-3012 16 fl oz

### D. AUGUST WEST® FIRE CLAY

This cement comes pre-mixed and ready to use anywhere you need a high temperature furnace or refractory cement. Especially suitable for bonding and sealing any combination of masonry and metal. Use to repair and prevent leaks in furnaces, wood or coal stoves, fireplaces, and flues. Requires heat to cure. *Original Formula.*

Use For: Masonry or Metal  
Temperature Rating: 2700°F  
Requires heat to cure.



AW-6012 128 fl oz

**AUGUST WEST® SOOTSWEeper® II**

AWS-825 (Shipped in two boxes)

**SPECIFICATIONS:**

Dimensions: 40" H x 20" W  
 Weight: 85 lbs  
 Hose: 4" x 10' (oversized)  
 Motor: 2 HP Single Phase, 115v, 15 amps, 7500 RPM  
 Fan: 100 MPH wind load, 350 CFM, 8,000 ft per minute air velocity  
 Filter: 30,528 sq in, pleated, non-woven, precharged, 99.9% efficient on particles as small as 0.5 microns



- Controls dust clouds and falling soot by moving and filtering tremendous amounts of air.
- Exchanges all of the air in a moderate size room in two minutes.
- Moves the air 7 to 10 times more effectively than a typical "industrial" vacuum.
- Very large filter designed to capture the smallest particles. (14 times more filtering surface than found in most shop vacs)
- Special long-life filter (included) has a surface area of 212 sq ft, filtering particles as small as .5 microns to return clean air to the room.
- 10-12 gallon capacity.

SootSweeper® II vacuum air filtration is the only dust collecting air cleaner designed specifically for removing soot particles from the air during chimney cleaning. Fireplace and stove dust can't escape the SootSweeper® II, no matter how vigorously you clean.

**SOOTSWEeper® REPLACEMENT PARTS**

AWS-812	Filter for SOOTSWEeper® II	AWS-811	Hose Clamp
AWS-813	Filter for SOOTSWEeper® I	AWS-814	Filter Rod Assembly Kit
AWS-211F-K	Sentinel Filter for SOOTSWEeper® II	AWS-815	Axle Rod Assembly Kit
AWS-104-K	Drum Latch Kit (2 pc latch)	AWS-816	Wheel (1) Replacement Kit (Treaded) 1 1/2" x 14"
AWS-213	On/Off Switch	AWS-817	Upper Handle
AWS-605	Hose Adapter 4" to 3"	AWS-818	Lower Handle
AWS-608	Hose, Canvas 3" x 6' H.D.	AWS-819	Band Clamp Assembly
AWS-801	Motor Assembly (Motor ONLY)	AWS-820	Fan Assembly Kit
AWS-802	Motor Cover	AWS-823	Motor Brush Holder
AWS-803-2	Motor Brush Kits (2 Sets)	AWS-824	Hose, Canvas, Black 4" x 10'
AWS-804	Fan Housing Assembly	AWS-834	Armature/Bearing Assembly
AWS-805	Face Plate Assembly, Complete	AWS-900	Hose, Polyester-reinforced Vinyl, Black 4" x 10'
AWS-806	Lid Assembly, Complete	AWS-902	Hose, Vinyl, Grey 4" x 10'
AWS-808	Drum Assembly		

**AUGUST WEST® TURBOSWEEPER®**

AWS-700 1/cs

**SPECIFICATIONS:**

Dimensions: 26" H x 16" W  
 Weight: 27 lbs  
 Hose: 1 1/2" x 10' vinyl and 7/8" x 4' metal  
 Motor: 1 HP, self-cooling  
 Suction Lift: 86"  
 Tank: 6 gallon, high density polyethylene  
 Filter: Dacron bag prefilters, capturing particles as small as 5 microns. The pancake filter provides greater filtration.



- Picks up large chunks as well as the smallest soot particles (cool ash only)
- Use in oil and gas flues, on smoke shelves, and in fireboxes
- Engineered to take the abuse from constant daily use
- Returns large quantities of cleaned air (up to 100 CFM) to the room
- Won't burn out if the front end of the hose clogs
- Suction capacity is 86" of lift
- Washable coarse Dacron filter bag covers a fine cotton liner for double-filtration, capturing particles as small as 5 microns
- High-density polyethylene body is compact, dent and rust proof
- Crush-proof 1 1/2" vinyl suction hose is a generous 10 feet long with molded vinyl cuffs
- Supplemental 7/8" x 4' metal hose attaches to reach those annoying soot-filled crevices and cracks. The hose has a positive-locking fitting that smoothly swivels 360°

**TURBOSWEEPER® REPLACEMENT PARTS**

AWS-701	Motor	AWS-710	Tank w/latches - no casters
AWS-702	Motor Brush Replacement	AWS-711	Hose, Metal, Flex 1 1/2" x 6'
AWS-703	Filter Assembly w/gasket	AWS-712	Crevice Tool
AWS-704	Dacron Filter Bag	AWS-713	Latch Replacement
AWS-705	Hose, Vinyl, Gray 1 1/2" x 10'	AWS-714	Filter Frame Assembly
AWS-706	Hose Cage	AWS-716	Motor Head Assembly
AWS-707	Hose, Metal, Flex 7/8" x 4'	AWS-717	Switch Assembly
AWS-708	Electrical Adapter 8"	AWS-718	Hose Cuff
AWS-709	Ball Bearing Caster Swivel 2 1/2"		





## THE MOST EXTENSIVE LINE OF PRODUCTS

PREFERRED BY THE MOST,  
USED BY THE BEST.

 **RUTLAND**<sup>®</sup>  
*Products*  
Quality Products since 1883

### RUTLAND FIRE CLAY COMPANY

7 CRABTREE ROAD, JACKSONVILLE, IL 62650

Phone 800.544.1307

Fax 802.775.5262

[sales@rutland.com](mailto:sales@rutland.com)

[www.rutland.com](http://www.rutland.com)

**CALL TOLL-FREE**

( US & CANADA )

**800.544.1307**

INTERNATIONAL CALLING

CC-1-802-775-5519