



INSTALLATION INSTRUCTIONS

GREAT LAKES OAK

VENTED DECORATIVE GAS LOG SET

MODELS

LGLO(18,24,30)ST-1

For use on burner models:
B3(L,M,R)STHK(18,24,30)N-1



LGLO18ST-1 SHOWN

WARNING: This log set is to be installed only in a solid-fuel burning fireplace with a working flue constructed of non-combustible material. The vent damper must also have a damper clamp attached to it to keep the damper from accidentally closing during operation.

WARNING: If the information in this manual is not followed exactly, a fire or explosion may result causing property damage, personal injury or loss of life.

IMPORTANT! Read these instructions carefully before installing or operating this gas appliance. These instructions should be left with the homeowner for future reference.
















Installation

1. Place the two large logs (A) onto the burner with the flat sides facing in.
2. Place the other logs in the set on top of the two large logs as desired.

CAUTION: After use, allow logs to cool completely before handling.



LGLO18ST-1 SHOWN

LOG IDENTIFICATION			
PART NUMBER			DESCRIPTION
LGLO18ST	LGLO24ST	LGLO30ST	
 <p>FG10180</p>	 <p>FG10187</p>	 <p>FG10195</p>	BOTTOM LOG A (QTY 2)
 <p>FG10181</p>	 <p>FG10188</p>	 <p>FG10196</p>	LOG B
 <p>FG10182</p>	 <p>FG10189</p>	 <p>FG10197</p>	LOG C
 <p>FG10183</p>	 <p>FG10190</p>	 <p>FG10198</p>	LOG D
 <p>FG10184</p>	 <p>FG10191</p>	 <p>FG10199</p>	LOG E

NOTE: LOGS MAY DIFFER FROM THOSE SHOWN.

MASTER PARTS DISTRIBUTOR LIST

To Order Parts Under Warranty, please contact your local Empire dealer. See the dealer locator at www.empirecomfort.com. To provide warranty service, your dealer will need your name and address, purchase date and serial number, and the nature of the problem with the unit.

To Order Parts After the Warranty Period, please contact your dealer or one of the Master Parts Distributors listed below. This list changes from time to time. For the current list, please click on the Master Parts button at www.empirecomfort.com. Please note: Master Parts Distributors are independent businesses that stock the most commonly ordered Original Equipment repair parts for Heaters, Grills, and Fireplaces manufactured by Empire Comfort Systems Inc.

Dey Distributing

1401 Willow Lake Boulevard
Vadnais Heights, MN 55101

Phone: 651-490-9191

Toll Free: 800-397-1339

Website: www.deydistributing.com

Parts: Heater, Hearth and Grills

Victor Division of F. W. Webb Company

200 Locust Street
Hartford, CT 06114

Phone: 860-722-2433

Toll Free: 800-243-9360

Fax: 860-293-0479

Toll Free Fax: 800-274-2004

Websites: www.fwwebb.com & www.victormfg.com

Parts: Heater, Hearth and Grills

East Coast Energy Products

10 East Route 36
West Long Branch, NJ 07764

Phone: 732-870-8809

Toll Free: 800-755-8809

Fax: 732-870-8811

Website: www.eastcoastenergy.com

Parts: Heater, Hearth and Grills

HOW TO ORDER REPAIR PARTS

Parts Not Under Warranty

Parts can be ordered through your Service Person, Dealer, or a Master Parts Distributor. See this page for the Master Parts Distributors list. For best results, the **service person or dealer** should order parts through the distributor. Parts can be shipped directly to the **service person/dealer**.

Warranty Parts

Warranty parts will need a proof of purchase and can be ordered by your Service Person or Dealer. Proof of purchase is **required** for warranty parts.

All parts listed in the Parts List have a Part Number. When ordering parts, first obtain the Model Number and Serial Number from the name plate on your equipment. Then determine the Part Number (**not** the Index Number) and the Description of each part from the following illustration and part list. Be sure to give all this information . . .

Appliance Model Number _____ Part Description _____

Appliance Serial Number _____ Part Number _____

Type of Gas (Propane or Natural) _____

Do not order bolts, screws, washers or nuts. They are standard hardware items and can be purchased at any local hardware store.

Shipments contingent upon strikes, fires and all causes beyond our control.



Empire Comfort Systems Inc.
918 Freeburg Ave. Belleville, IL 62220

If you have a general question about our products, please e-mail us at
info@empirecomfort.com.

If you have a service or repair question, please contact your dealer.

www.empirecomfort.com