


DUCATI MULTISTRADA


WORLD SPORT PERFORMANCE SEAT

PART #WS-539


INSTALLATION INSTRUCTIONS




On right side panel,
remove the two 4mm screws.




On right and left side panels,
remove the two 8mm screws.




On the left side panel, twist the
quarter-turn fastener.




On the left side panel, pull out the
slide clip. Next pull the side panel off its
two pressure studs.



On the left side only,
remove the 4mm screw.



Pull the nose piece straight out of
its two snap-in pins.



Remove two 8mm screws on both
undersides of front panels.